

EXCHANGE PLACE

JERSEY CITY, NEW JERSEY
LANDSCAPE ARCHITECTURE PLANS



Key	Detail	Material	Color/Finish	Manufacturer
A1	1/L-300	3'x3' Prest Brick Plankstone Paver Band	Color A (50%): Charcoal (A1)	Hanover Architectural Products Phone: 717 637 0800
A2	2/L-300		Color B (50%): Super Black (A2) Finish: Tudor Finish	
B1	3/L-300	12x24 Concrete Paver	Color: Limestone Gray Finish: Tudor Finish	Hanover Architectural Products Phone: 717 637 0800
C1	4/L-300	Detectable Warning Paver	Color: Charcoal Finish: Natural Finish	Hanover Architectural Products Phone: 717 637 0800
D1	5/L-300	Colored Concrete Pavement	Color A: Charcoal (D1)	L.M. Scofield Phone: 1800 800 9900
D2			Color B: Cool Gray (D2) Finish: Light Broom	
E1	6/L-300	4"x8" Vehicular Permeable Paver	Model: Hanover Prest Brick	Hanover Architectural Products Phone: 717 637 0800
E2			Color 1: Traditional Charcoal (E1) Color 2: Traditional Natural (E2) Finish: Natural Finish	
F1	7/L-300	Colored Concrete Curb	Color: Cool Grey Finish: Light Broom	L.M. Scofield Phone: 1800 800 9900
G1	7/L-300	Security Bollard: Shallow Fixed	Model: PDT100805MF	Cal Pipe Security Bollards Phone: 877 283 8518 (see Note #5)
G2	8/L-300		Color: Stainless Steel / Finish: T316	
H1	9/L-300	Security Bollard: Automated Retractable	Model: LBPA08XXX Color: Stainless Steel / Finish: T316	Cal Pipe Security Bollards Phone: 877 283 8518 (see Note #5)
I1	1/L-301	Retaining Wall**	Color: Cool Grey Finish: Grade 2 (Salt and Pepper)	L.M. Scofield Phone: 1800 800 9900
J1	6/L-301	Precast Sculptural Seating	Color: Mix #301 (J1 - Small) Color: Mix #302N (J2 - Large)	Sun Precast Phone: 570 658 8000
K1	1/L-302	Internally Lit Wood Top Curved Seat Wall* @ Seating Oval: Bench "A"	Model: Rough & Ready Front Panel: Anthracite Grey (RAL 7016) Rear Panel: Telegraph 1 (RAL 7045) Wood Top: lpe / Finish: Louro	Street Life Phone: 215 247 0148
L1	2/L-302	Internally Lit Wood Top Curved Seat Wall* @ Curved Seating: Bench "B"	Model: Rough & Ready Front Panel: Anthracite Grey (RAL 7016) Rear Panel: Telegraph 1 (RAL 7045) Wood Top: lpe / Finish: Louro	Street Life Phone: 215 247 0148
M1	3/L-302	Wood Top Straight Seat Wall*: Bench "C"	Model: Rough & Ready Front Panel: Telegraph 1 (RAL 7045) Rear Panel: Spring Green (RAL 6018) Wood Top: lpe / Finish: Louro	Street Life Phone: 215 247 0148
N1	5/L-302	Landscape Compact Bench	Model: Landscape Compact Bench Wood Color: Jatoba (Natural) Metal Color: Anthracite Grey (RAL 7016)	mmcite Phone: 609 751 0363
O1	1/L-303	Pedestrian Barrier: Decorative Panel*	Model: Shattered (STR) Mounting Clips: #PB1-200 Color: Black Licorice	Parasolall Phone: 303 589 4524
P1	2/L-303	Planter Barrier	Model: Clyde Barrier Color: Black Finish: Powder Coat	Greenblue Urban Phone: 866 282 2743
Q1	3/L-303	Play Area Fence	Model: B-1 Color: Black Finish: Powder Coat	Clems Ornamental Iron Work Phone: 732 968 7200
R1	4/L-303	Round Fiberglass Tree Planter	Model: Matrix ML6040 Color: Anthracite Finish: Matte	Old Town Fiberglass Phone: 310 331 1665
R2	2/L-306	Rectangular Precast Planter	Model: Delta Rectangle 60 Size: 55"x22"x24" Color: Anthracite Finish: Matte	Greenform, LLC Phone: 714 633 3732
R3	3/L-306	Round Precast Planter	Model: Delta Round 60 Size "A": 30" dia. x 18" ht. Size "B": 39" dia. x 18" ht. Color: Anthracite Finish: Matte	Greenform, LLC Phone: 714 633 3732
R4	4/L-306	Sculptural Planter	Model: Dune Size "A": 36" dia. x 23" ht. Size "B": 60" dia. x 40" ht. Size "C": 72" dia. x 29" ht. Color: Graphite Finish: Sandblasted	Kornegay Design Phone: 877 252 6323
S1	5/L-303	Safety Surfacing	Model: Pour In Place (P.I.P.) Rubber	Surface America Phone: 800 999 0555
S2			Color 1: Teal (S1) Color 2: Royal Blue (S2) Finish: Aliphatic Urethane Finish (for both)	
T1	6/L-303	Bike Rack	Model: FGP Bike Rack Color: Silver Finish: Metal-Polyester Powder Coat	Landscape Forms Phone: 908 346 0477
U1	7/L-303	Bottle Filling Station & Dog Fountain	Model: 101555M Color: Textured Sapphire Finish: Powder Coat	Most Dependable Fountains Phone: 901 867 0039
V1	8/L-303	Trash Receptacle	Model: Dispatch Color: Silver Finish: Powder Coat	Forms + Surfaces Phone: 267 449 3937
W1	1/L-305	2-12 Play Equipment*	Model: Age 2-12, X-Series, Custom Equipment Plastic Colors: Spring Green and Sky Blue Metal Colors: Spring Green (RAL 6018), Sky Blue (RAL 5015), and Metallic (PFH749M2025)	Gametime Phone: 732 781 9034
X1	5/L-306	Modular Precast Retaining Seatwall	Model: Big Block Bronco 18H - 24: Deep Size: 24" X 48" X 18" ht. Universal Flat Cap: 26"x48"x6"ht. Note: Use Corner Blocks at wall ends Color: TBD	Versa-Lock Phone: 651 770 3166
Y1	6/L-306	Memorial Wall Granite Veneer	Academy Black, Polished	Cold Spring Granite Phone: 800 328 5040
Y2	6/L-306	Memorial Wall Engraved Letters	Font: TBD Height: TBD Infill: TBD	Cold Spring Granite Phone: 800 328 5040
Y3	6/L-306	Memorial Wall Plaque	Bronze Size: TBD	Bronze Memorials, Inc. www.bronzemorials.net Phone: 772 924 0083
Y4	4/L-301	Granite Curb at Statue Plaza Planting/Lawn	Academy Black, Rock Face	Cold Spring Granite Phone: 800 328 5040
Z1	6/L-306	12" x 12" x 2" Precast Pavers at Hyatt House	Prest Brick Color/Finish: TBD	Hanover Architectural Products Phone: 717 637 0800
Z2	6/L-306	6" x 6" x 3" THK. Precast Pavers at Hyatt House Vehicular Drop-Off	Prest Brick Color/Finish: TBD	Hanover Architectural Products Phone: 717 637 0800

- Notes:
- All colors and finishes subject to final approval by landscape architect and ownership upon review of physical samples.
 - All wood finishes specified above for benches will turn gray in color once weathered.
 - *Long lead time approx. 2-3+ months for product production. Varies per manufacturer.
 - ** Contractor to provide color/finish mock-up to landscape architect and ownership prior to
 - *** K12 Security Bollards: Contractor shall provide a minimum of one alternate, equal manufacturer for comparative pricing and fabrication and certification schedules for review by Ownership and the Design Team.

CONSTRUCTION DOCUMENTS: ISSUED FOR PERMIT

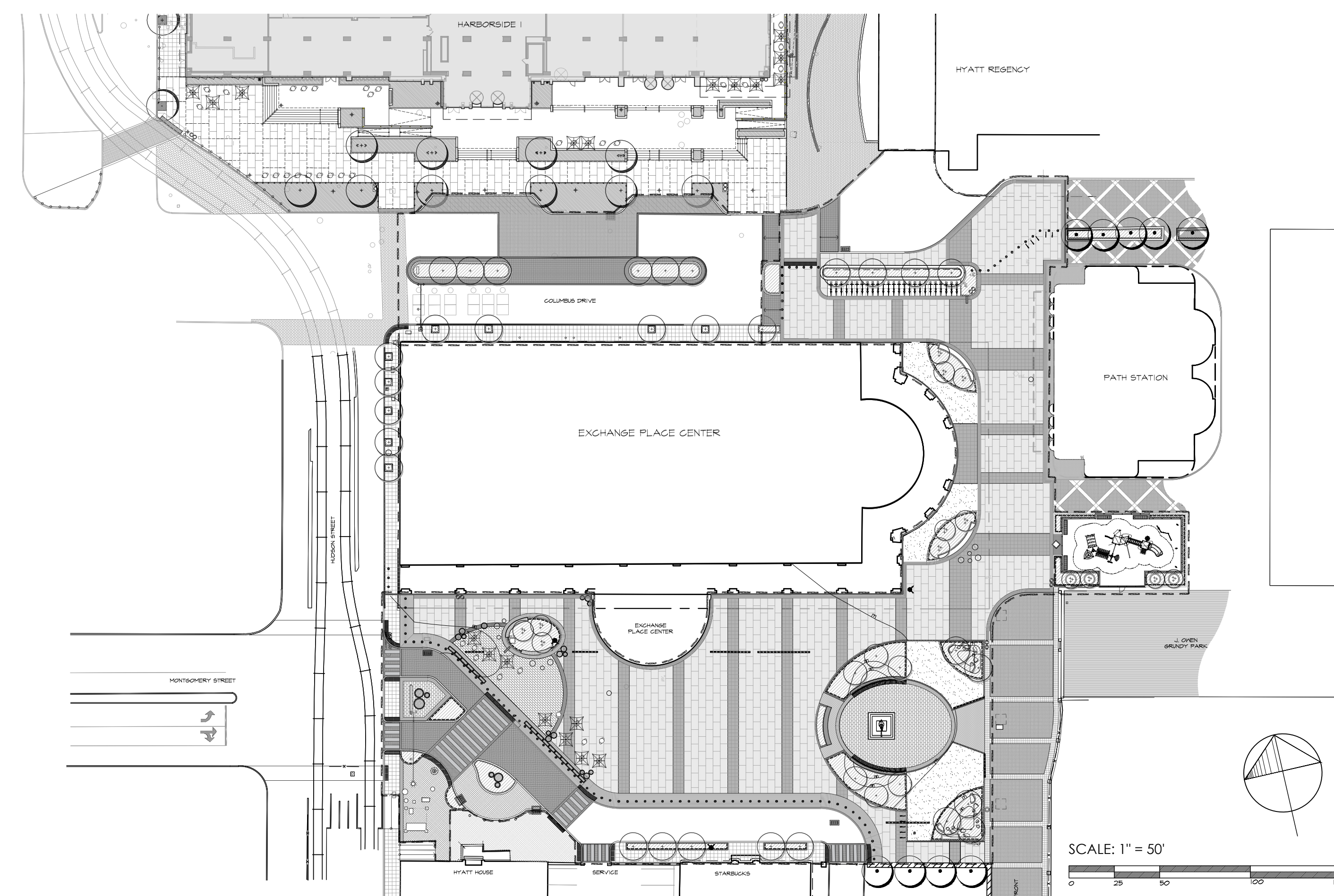
Project: Exchange Place (16-149)			
DRAWING LIST		DATE	STATUS
L-000	Cover Sheet	06/10/2022	Issued for Permit
L-100	Overall Site Plan	06/10/2022	Issued for Permit
L-101	Enlargement Site Plan - Materials	06/10/2022	Issued for Permit
L-102	Enlargement Site Plan - Materials	06/10/2022	Issued for Permit
L-103	Enlargement Site Plan - Materials	06/10/2022	Issued for Permit
L-104	Overall Site Plan - Dimensioning	06/10/2022	Issued for Permit
L-105	Overall Site Plan - Security	06/10/2022	Issued for Permit
L-200	Overall Landscape Plan	06/10/2022	Issued for Permit
L-201	Enlargement Landscape Plan - Planting	06/10/2022	Issued for Permit
L-202	Enlargement Landscape Plan - Planting	06/10/2022	Issued for Permit
L-203	Enlargement Landscape Plan - Planting	06/10/2022	Issued for Permit
L-300	Site Details	06/10/2022	Issued for Permit
L-301	Site Details	06/10/2022	Issued for Permit
L-302	Site Details	06/10/2022	Issued for Permit
L-303	Site Details	06/10/2022	Issued for Permit
L-304	Site Details	06/10/2022	Issued for Permit
L-305	Site Details	06/10/2022	Issued for Permit
L-306	Site Details	06/10/2022	Issued for Permit
L-400	Planting Details & Notes	06/10/2022	Issued for Permit
L-401	Planting Specifications	06/10/2022	Issued for Permit

GENERAL NOTES:

1. THE CONTRACTOR SHALL GIVE ALL NOTICES AND COMPLY WITH ALL LAWS, ORDINANCES, RULES, REGULATIONS, AND LAWFUL ORDERS OF ANY PUBLIC AUTHORITY BEARING ON THE PERFORMANCE OF THE WORK.
2. ALL GRADING SHALL BE VERIFIED IN THE FIELD BEFORE CONSTRUCTION AND SHALL BE COORDINATED WITH THE LANDSCAPE ARCHITECT AND CIVIL ENGINEER.
3. ALL PAVING SURFACES SHALL BE FLUSH AND MEET SMOOTHLY AND EVENLY. NO WALKS SHALL EXCEED 5% OR A 2% CROSS-PITCH. ALL WALKS TO BE LAID OUT IN THE FIELD UNDER THE DIRECTION OF THE LANDSCAPE ARCHITECT.
4. ALL SITE DETAILS SHALL BE REVIEWED AND SUPPLEMENTED BY THE CIVIL ENGINEER (DRESNER ROBIN) AND STRUCTURAL ENGINEER (THORNTON TOMASETTI). REFER TO CIVIL AND STRUCTURAL DRAWINGS FOR ALL REINFORCEMENT, FOOTING SIZE, HARDWARE, ETC.
5. ALL PLANTED AREAS SHALL BE IRRIGATED WITH DRIP IRRIGATION AND LAWN AREAS WITH SPRAY IRRIGATION. CONTRACTOR SHALL SUBMIT SHOP DRAWINGS.
6. ALL PLANT MATERIAL/LANDSCAPE MATERIALS SUBSTITUTIONS SHALL BE APPROVED BY THE L.A./OWNERS REPRESENTATIVES.
7. ALL BASE INFORMATION WAS TAKEN FROM DRESNER ROBIN ENGINEERING.

ARCHAEOLOGICAL / GEOTECHNICAL REPORT NOTES:

1. THE CONTRACTOR SHALL REVIEW THE ARCHAEOLOGICAL MONITORING PLAN, DATED OCTOBER, 2019, AS PREPARED BY RICHARD GRUBB & ASSOCIATES. CONTRACTOR TO MAKE THEMSELVES FAMILIAR WITH THE REPORT FINDINGS AND THEIR IMPACT ON THE PROJECT SCOPE.
2. THE CONTRACTOR SHALL REVIEW THE GEOTECHNICAL REPORT, ORIGINALLY DATED SEPTEMBER 11, 2018 WITH REVISED DATE OF OCTOBER, 12, 2018, AS PREPARED BY MUESER RUTLEDGE CONSULTING ENGINEERS. CONTRACTOR TO MAKE THEMSELVES FAMILIAR WITH THE REPORT FINDINGS AND THEIR IMPACT ON THE PROJECT SCOPE.
3. CONTRACTOR TO NOTIFY ALL STATE AND LOCAL AGENCIES AS REQUIRED PRIOR TO BEGINNING CONSTRUCTION OPERATIONS.
4. CONTRACTOR TO CONFIRM AND PROCURE ALL PERMITS NECESSARY AND AS REQUIRED BY THE ABOVE REPORTS PRIOR TO BEGINNING CONSTRUCTION OPERATIONS.
5. BOTH REPORTS SHALL BE MADE AVAILABLE TO THE CONTRACTOR BY OWNERSHIP, THE EXCHANGE PLACE ALLIANCE, HARBORSIDE 2, 200 HUDSON STREET, SUITE, 801, JERSEY CITY, NEW JERSEY, P: 201-918-4203.



OWNER

CITY OF JERSEY CITY
280 GROVE ST.
JERSEY CITY, NJ 07302
PHONE (201) 547-5000

DEVELOPER

EXCHANGE PLACE ALLIANCE
HARBORSIDE 2
200 HUDSON STREET, SUITE 801
JERSEY CITY, NJ 07311
PHONE (201) 918-4200

DEVELOPER'S REP

SJP PROPERTIES
95 GREEN ST.
JERSEY CITY, NJ 07302
PHONE (201) 333-1123

LANDSCAPE ARCHITECT

MELILLO + BAUER ASSOCIATES
LANDSCAPE ARCHITECTURE
200 UNION AVENUE
BRILLE, NEW JERSEY 08730
(732) 528-0664

CIVIL ENGINEER

DRESNER ROBIN
1 EVERTRUST PLAZA, SUITE 901
JERSEY CITY, NJ 07302
(201) 217-9200

STRUCTURAL ENGINEER

THORNTON TOMASETTI
51 MADISON AVENUE
NEW YORK, NY 10010
(917) 661-7800

LIGHTING CONSULTANTS

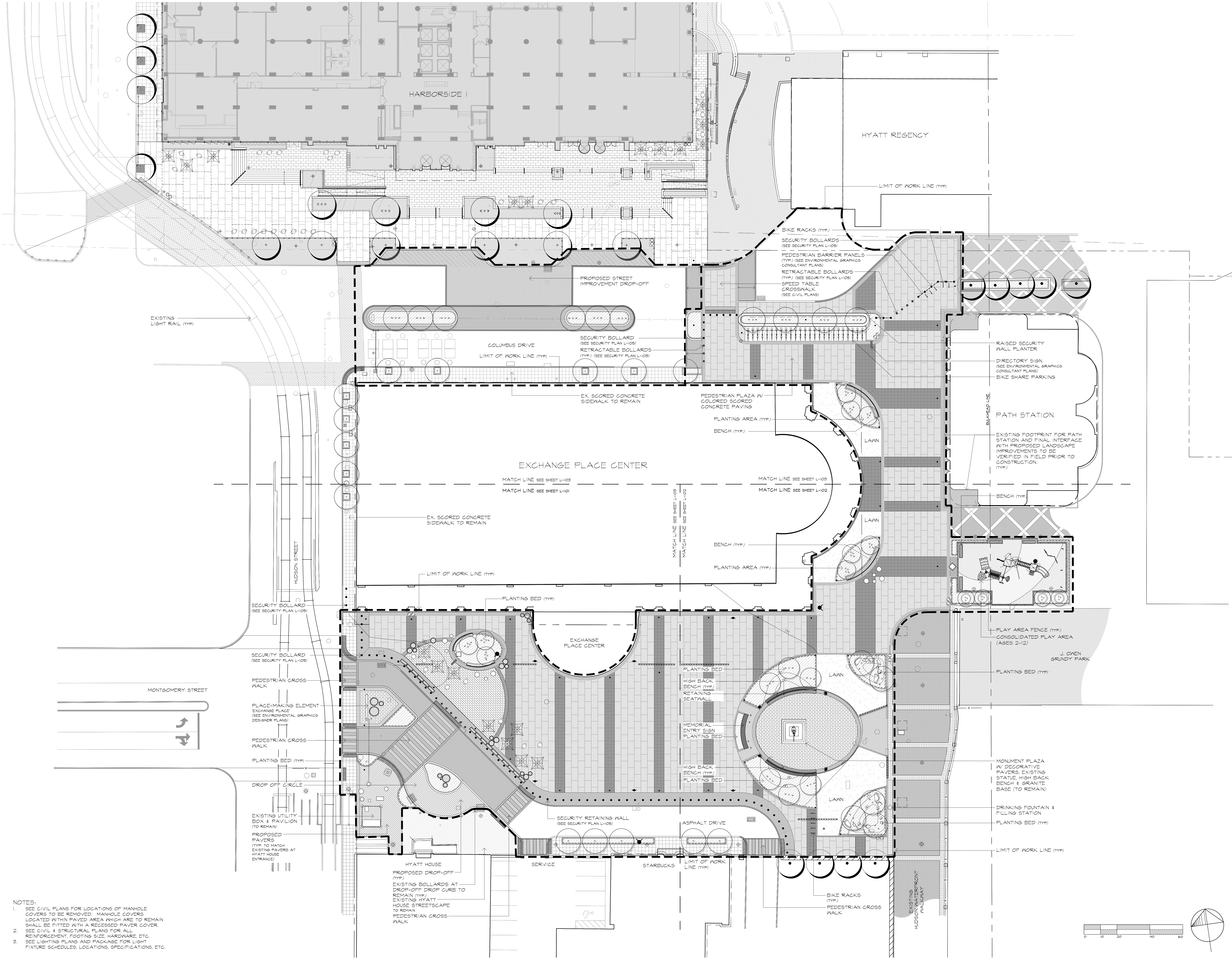
BEAM LTD
428 WEST WAVERLY ROAD
GLENSIDE, PA, 19038
(215) 508 0900

ENVIRONMENTAL GRAPHICS

LEVERAGE DESIGN GROUP
(617) 970 7195

GEOTECHNICAL ENGINEER

MUESER RUTLEDGE CONSULTING ENGINEERS
14 PENN PLAZA
225 WEST 34TH STREET
NEW YORK, NY 10012
(917) 339-9300



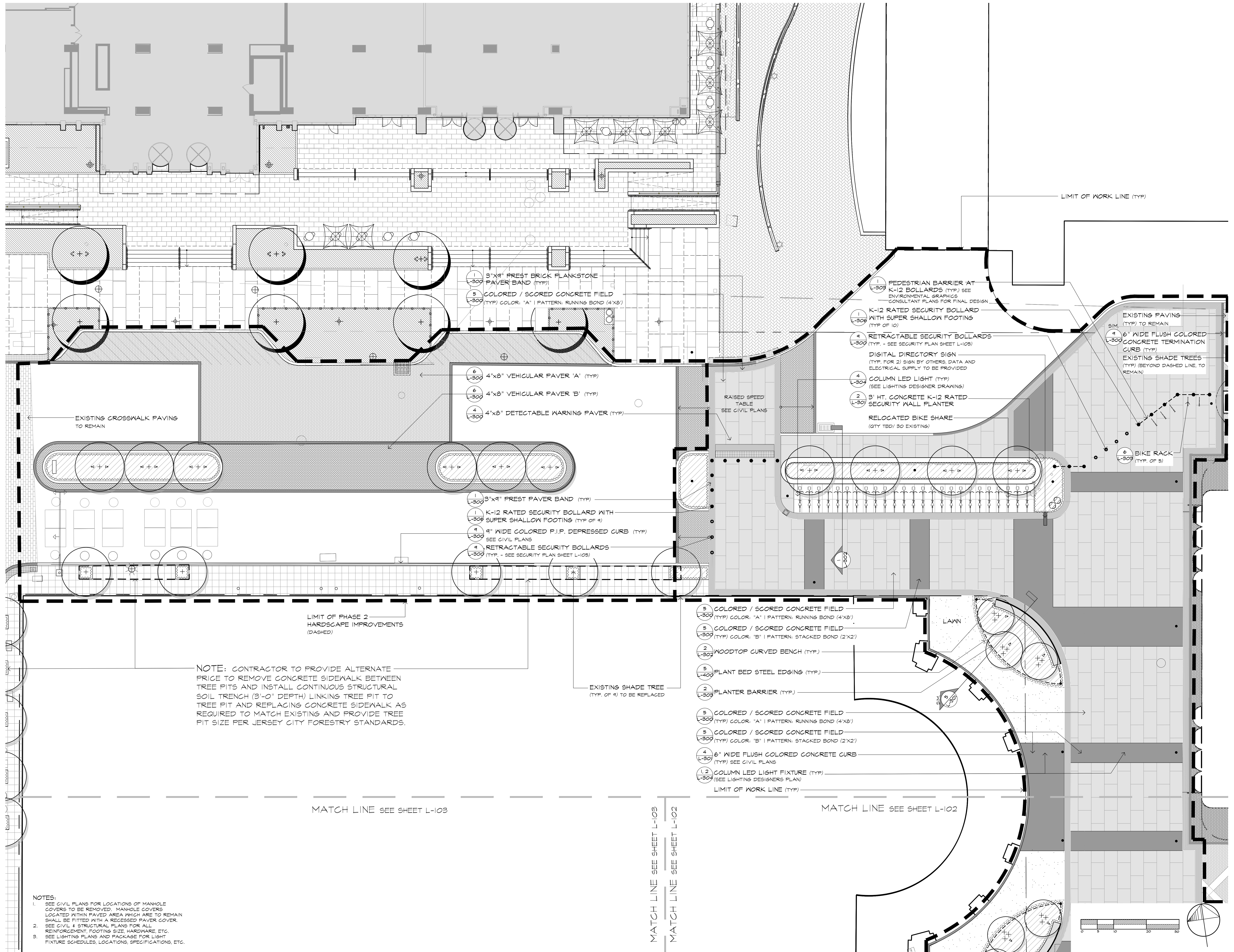
- NOTES:
- SEE CIVIL PLANS FOR LOCATIONS OF MANHOLE COVERS TO BE REMOVED. MANHOLE COVERS LOCATED WITHIN PAVED AREA WHICH ARE TO REMAIN SHALL BE FITTED WITH A RECESSED PAVER COVER.
 - SEE CIVIL & STRUCTURAL PLANS FOR ALL REINFORCEMENT, FOOTING SIZE, HARDWARE, ETC.
 - SEE LIGHTING PLANS AND PACKAGE FOR LIGHT FIXTURE SCHEDULES, LOCATIONS, SPECIFICATIONS, ETC.

MELILLO+BAUER ASSOCIATES
Landscape Architecture

200 Union Avenue
Bridle, New Jersey 08730
T 732.528.0644
F 732.528.1077
www.melilloandbauer.com

THOMAS S. CARMAN
Thomas S. Carman
NJ LICENSED LANDSCAPE ARCHITECT #A50774

3	6/10/2022	ISSUED FOR PERMIT
2	7/9/2021	ISSUED FOR BID
1	9/3/2019	REV. PER CLIENT COMMENTS
NO.	DATE	REVISION
SCALE: 1"=20'-0"		
DATE: 07-03-2019 JOB NO.: 16-149		



NOTE: CONTRACTOR TO PROVIDE ALTERNATE FRIGE TO REMOVE CONCRETE SIDEWALK BETWEEN TREE PITS AND INSTALL CONTINUOUS STRUCTURAL SOIL TRENCH (3'-0" DEPTH) LINKING TREE PIT TO TREE PIT AND REPLACING CONCRETE SIDEWALK AS REQUIRED TO MATCH EXISTING AND PROVIDE TREE PIT SIZE PER JERSEY CITY FORESTRY STANDARDS.

- NOTES:
- SEE CIVIL PLANS FOR LOCATIONS OF MANHOLE COVERS TO BE REMOVED. MANHOLE COVERS LOCATED WITHIN PAVED AREA WHICH ARE TO REMAIN SHALL BE FITTED WITH A RECESSED PAVER COVER.
 - SEE CIVIL & STRUCTURAL PLANS FOR ALL REINFORCEMENT, FOOTING SIZE, HARDWARE, ETC.
 - SEE LIGHTING PLANS AND PACKAGE FOR LIGHT FIXTURE SCHEDULES, LOCATIONS, SPECIFICATIONS, ETC.

MATCH LINE SEE SHEET L-103

MATCH LINE SEE SHEET L-103

MATCH LINE SEE SHEET L-102

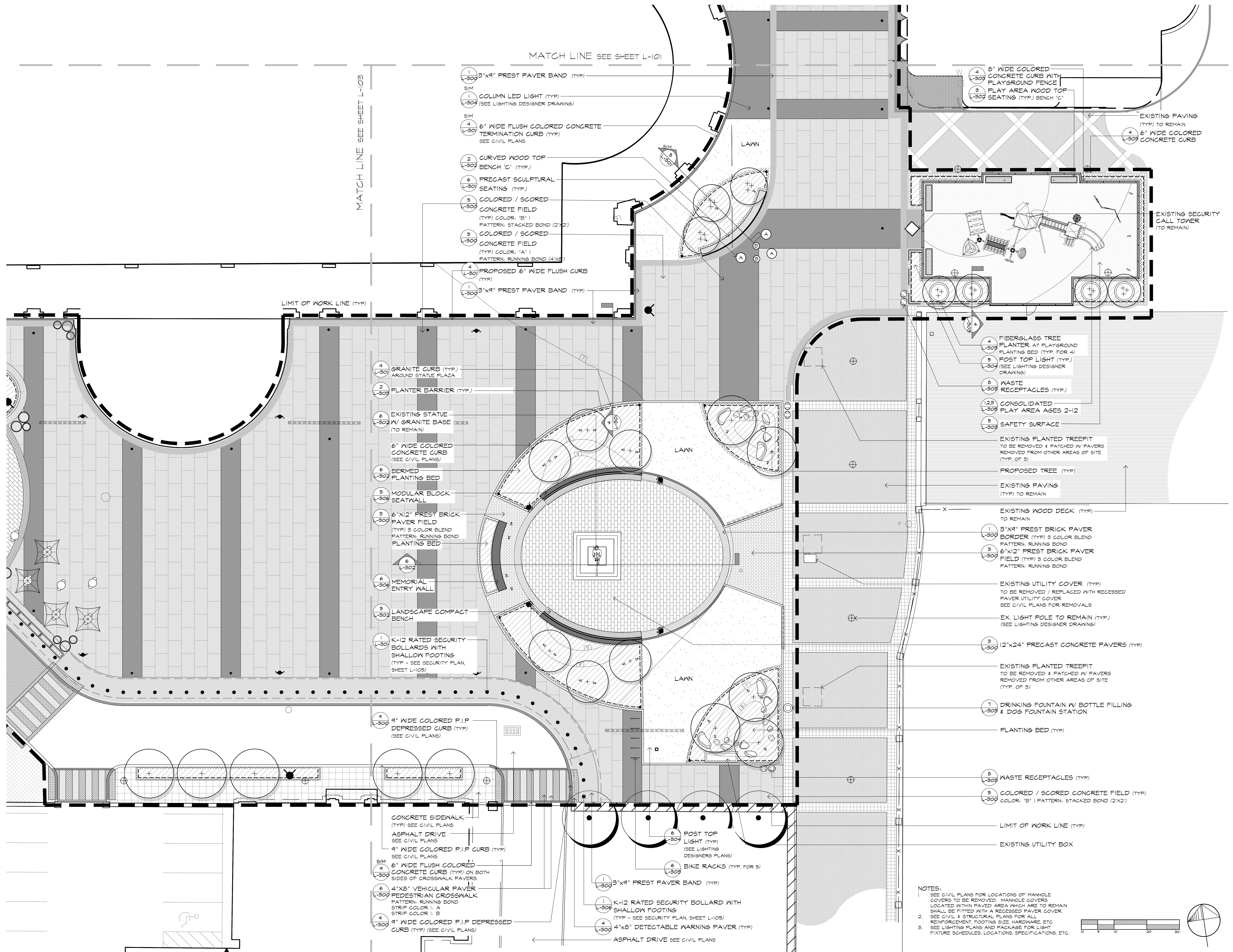
MATCH LINE SEE SHEET L-102

MELILLO+BAUER ASSOCIATES
Landscape Architecture

200 Union Avenue
Belle Mead, New Jersey 08820
T 732.528.0644
F 732.528.1077
www.melilloandbauer.com

THOMAS S. CARMAN
Thomas Carman
NJ LICENSED LANDSCAPE ARCHITECT #AS00774

3	6/10/2022	ISSUED FOR PERMIT
2	7/9/2021	ISSUED FOR BID
1	9/3/2019	REV. PER CLIENT COMMENTS
NO.	DATE	REVISION
SCALE: 1"=10'-0"		
DATE: 07-03-2019 JOB NO.: 16-149		



- 1 L-300 3'x9" PREST PAVER BAND (TYP)
- SIM
- 1 L-304 COLUMN LED LIGHT (TYP)
(SEE LIGHTING DESIGNER DRAWINGS)
- SIM
- 4 L-301 6" WIDE FLUSH COLORED CONCRETE TERMINATION CURB (TYP)
SEE CIVIL PLANS
- 2 L-302 CURVED WOOD TOP BENCH 'C' (TYP)
- 6 L-301 PRECAST SCULPTURAL SEATING (TYP)
- 5 L-300 COLORED / SCORED CONCRETE FIELD (TYP) COLOR: 'B' | PATTERN: STACKED BOND (2'x2')
- 5 L-300 COLORED / SCORED CONCRETE FIELD (TYP) COLOR: 'A' | PATTERN: RUNNING BOND (4'x8')
- 4 L-301 PROPOSED 6" WIDE FLUSH CURB (TYP)
- 1 L-300 3'x9" PREST PAVER BAND (TYP)

- 4 L-301 GRANITE CURB (TYP) AROUND STATUE PLAZA
- 2 L-303 PLANTER BARRIER (TYP)
- 6 L-302 EXISTING STATUE W/ GRANITE BASE (TO REMAIN)
- 6" WIDE COLORED CONCRETE CURB (SEE CIVIL PLANS)
- 6 L-302 BERMED PLANTING BED
- 5 L-306 MODULAR BLOCK SEATWALL
- 3 L-300 6'x12" PREST BRICK PAVER FIELD (TYP) 3 COLOR BLEND PATTERN: RUNNING BOND
- 6 L-302 PLANTING BED
- 6 L-306 MEMORIAL ENTRY WALL
- 5 L-302 LANDSCAPE COMPACT BENCH
- 1 L-301 K-12 RATED SECURITY BOLLARDS WITH SHALLOW FOOTINGS (TYP - SEE SECURITY PLAN, SHEET L-105)

- 9 L-300 9" WIDE COLORED P.I.P DEPRESSION CURB (TYP) (SEE CIVIL PLANS)
- CONCRETE SIDEWALK (TYP) SEE CIVIL PLANS
- ASPHALT DRIVE (TYP) SEE CIVIL PLANS
- 9" WIDE COLORED P.I.P CURB (TYP) SEE CIVIL PLANS
- 6" WIDE FLUSH COLORED CONCRETE CURB (TYP) ON BOTH SIDES OF CROSSWALK PAVERS
- 6 L-300 4'x8" VEHICULAR PAVER PEDESTRIAN CROSSWALK STRIP COLOR I: A STRIP COLOR I: B
- 9 L-300 9" WIDE COLORED P.I.P DEPRESSION CURB (TYP) (SEE CIVIL PLANS)

- 6 L-304 POST TOP LIGHT (TYP) (SEE LIGHTING DESIGNER'S PLANS)
- 6 L-303 BIKE RACKS (TYP, FOR 5)
- 1 L-300 3'x9" PREST PAVER BAND (TYP)
- 1 L-300 K-12 RATED SECURITY BOLLARD WITH SHALLOW FOOTING (TYP - SEE SECURITY PLAN, SHEET L-105)
- 4 L-300 4'x8" DETECTABLE WARNING PAVER (TYP)
- ASPHALT DRIVE SEE CIVIL PLANS

- 4 L-303 6" WIDE COLORED CONCRETE CURB WITH PLAYGROUND FENCE | PLAY AREA WOOD TOP SEATING (TYP) BENCH 'C'
- 4 L-303 6" WIDE COLORED CONCRETE CURB

- 4 L-303 FIBERGLASS TREE PLANTER AT PLAYGROUND PLANTING BED (TYP, FOR 4)
- 5 L-304 POST TOP LIGHT (TYP) (SEE LIGHTING DESIGNER DRAWINGS)
- 8 L-303 WASTE RECEPTACLES (TYP)
- 123 L-303 CONSOLIDATED PLAY AREA AGES 2-12
- 5 L-303 SAFETY SURFACE

- EXISTING PLANTED TREEPIT TO BE REMOVED & PATCHED W/ PAVERS REMOVED FROM OTHER AREAS OF SITE (TYP, OF 3)
- PROPOSED TREE (TYP)
- EXISTING PAVING (TYP) TO REMAIN

- EXISTING WOOD DECK (TYP) TO REMAIN
- 1 L-300 3'x9" PREST BRICK PAVER BORDER (TYP) 3 COLOR BLEND PATTERN: RUNNING BOND
- 3 L-300 6'x12" PREST BRICK PAVER FIELD (TYP) 3 COLOR BLEND PATTERN: RUNNING BOND

- EXISTING UTILITY COVER (TYP) TO BE REMOVED / REPLACED WITH RECESSED PAVER UTILITY COVER SEE CIVIL PLANS FOR REMOVALS
- EX. LIGHT POLE TO REMAIN (TYP) (SEE LIGHTING DESIGNER DRAWING)

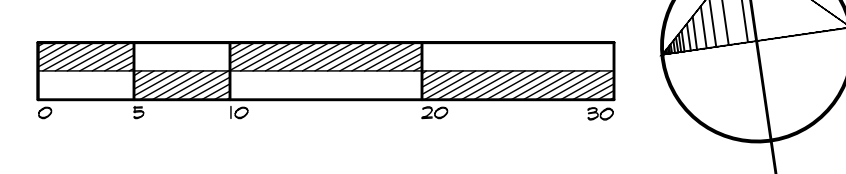
- 3 L-300 12'x24" PRECAST CONCRETE PAVERS (TYP)
- EXISTING PLANTED TREEPIT TO BE REMOVED & PATCHED W/ PAVERS REMOVED FROM OTHER AREAS OF SITE (TYP, OF 3)

- 7 L-303 DRINKING FOUNTAIN W/ BOTTLE FILLING & DOG FOUNTAIN STATION
- PLANTING BED (TYP)

- 8 L-303 WASTE RECEPTACLES (TYP)
- 5 L-300 COLORED / SCORED CONCRETE FIELD (TYP) COLOR: 'B' | PATTERN: STACKED BOND (2'x2')

- LIMIT OF WORK LINE (TYP)
- EXISTING UTILITY BOX

NOTES:
 1. SEE CIVIL PLANS FOR LOCATIONS OF MANHOLE COVERS TO BE REMOVED. MANHOLE COVERS LOCATED WITHIN PAVED AREA WHICH ARE TO REMAIN SHALL BE FITTED WITH A RECESSED PAVER COVER.
 2. SEE CIVIL & STRUCTURAL PLANS FOR ALL REINFORCEMENT, FOOTING SIZE, HARDWARE, ETC.
 3. SEE LIGHTING PLANS AND PACKAGE FOR LIGHT FIXTURE SCHEDULES, LOCATIONS, SPECIFICATIONS, ETC.



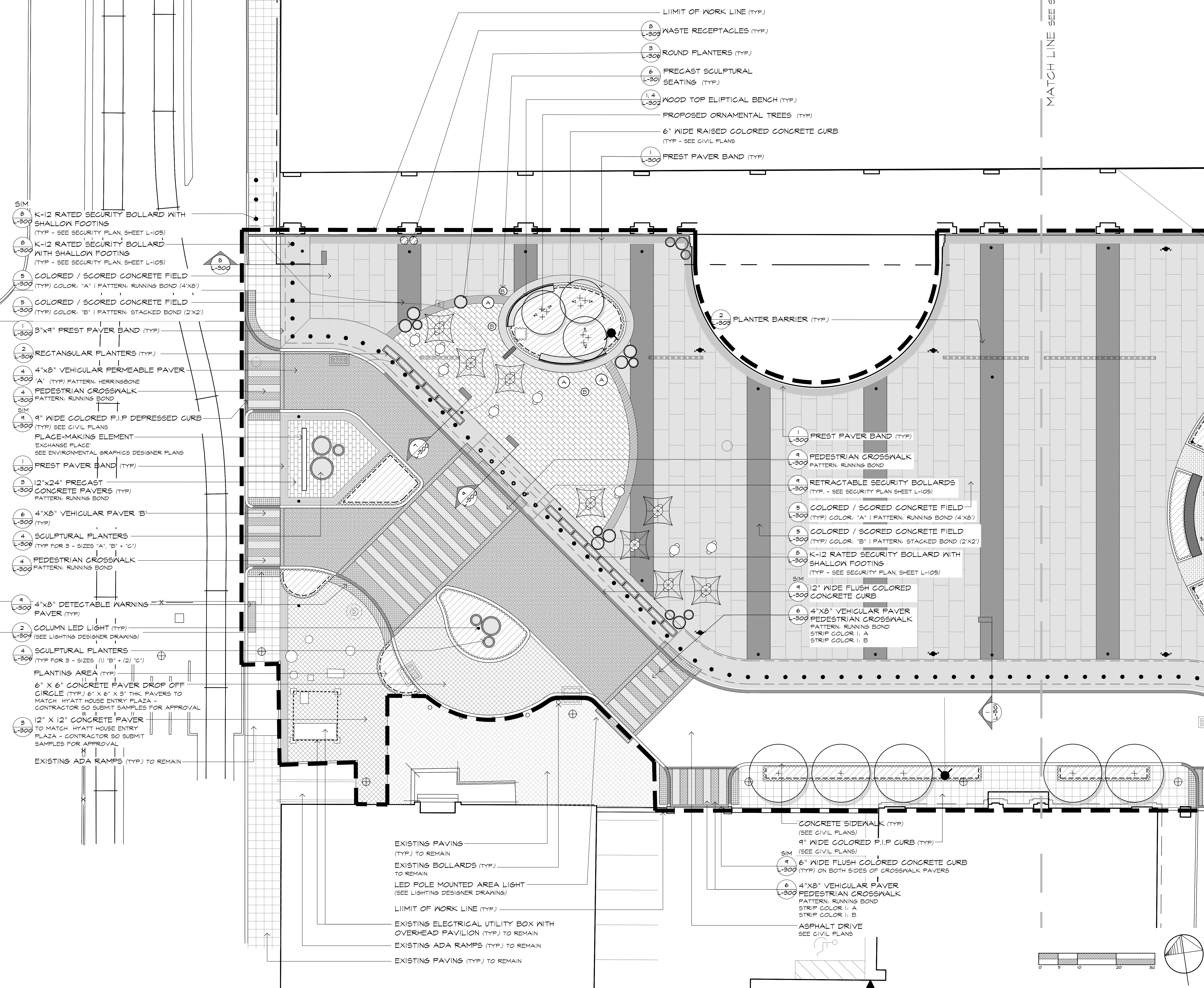
MELILLO+BAUER ASSOCIATES
Landscape Architecture
200 Union Avenue
Bridle, New Jersey 08730
T 732.528.0644
F 732.528.1077
www.melilloandbauer.com

THOMAS S. CARMAN
Thomas S. Carman
NJ LICENSED LANDSCAPE ARCHITECT #A50774

3	6/10/2022	ISSUED FOR PERMIT
2	7/9/2021	ISSUED FOR BID
1	9/3/2019	REV. PER CLIENT COMMENTS
NO.	DATE	REVISION
DATE:	07-03-2019	JOB NO.: 161-149

MATCH LINE SEE SHEET L-101

MATCH LINE SEE SHEET L-102



- 8 L-300 K-12 RATED SECURITY BOLLARD WITH SHALLOW FOOTING (TYP - SEE SECURITY PLAN, SHEET L-105)
- 8 L-300 K-12 RATED SECURITY BOLLARD WITH SHALLOW FOOTING (TYP - SEE SECURITY PLAN, SHEET L-105)
- 5 L-300 COLORED / SCORED CONCRETE FIELD (TYP) COLOR: 'A' | PATTERN: RUNNING BOND (4'X8')
- 5 L-300 COLORED / SCORED CONCRETE FIELD (TYP) COLOR: 'B' | PATTERN: STACKED BOND (2'X2')
- 3 L-300 3'X9\"/>

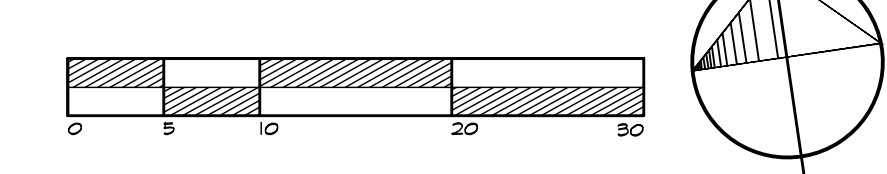
- 1 L-300 PREST PAVER BAND (TYP)
- 4 L-300 PEDESTRIAN CROSSWALK PATTERN: RUNNING BOND
- 4 L-300 RETRACTABLE SECURITY BOLLARDS (TYP - SEE SECURITY PLAN SHEET L-105)
- 5 L-300 COLORED / SCORED CONCRETE FIELD (TYP) COLOR: 'A' | PATTERN: RUNNING BOND (4'X8')
- 5 L-300 COLORED / SCORED CONCRETE FIELD (TYP) COLOR: 'B' | PATTERN: STACKED BOND (2'X2')
- 8 L-300 K-12 RATED SECURITY BOLLARD WITH SHALLOW FOOTING (TYP - SEE SECURITY PLAN, SHEET L-105)
- SIM 4 L-300 12\"/>

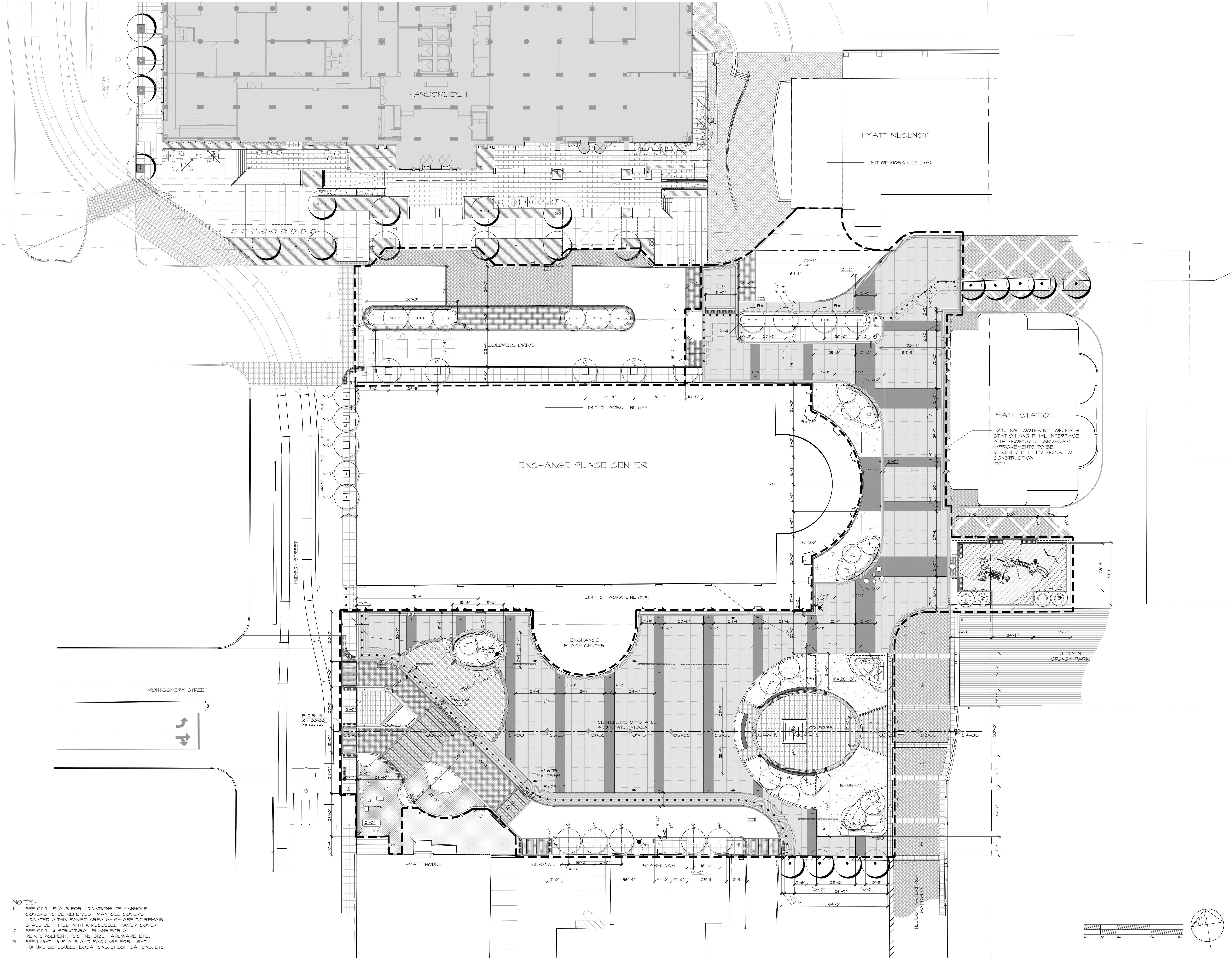
NOTES:

1. SEE CIVIL PLANS FOR LOCATIONS OF MANHOLE COVERS TO BE REMOVED. MANHOLE COVERS LOCATED WITHIN PAVED AREA WHICH ARE TO REMAIN SHALL BE FITTED WITH A RECESSED PAVER COVER.
2. SEE CIVIL & STRUCTURAL PLANS FOR ALL REINFORCEMENT, FOOTING SIZE, HARDWARE, ETC.
3. SEE LIGHTING PLANS AND PACKAGE FOR LIGHT FIXTURE SCHEDULES, LOCATIONS, SPECIFICATIONS, ETC.

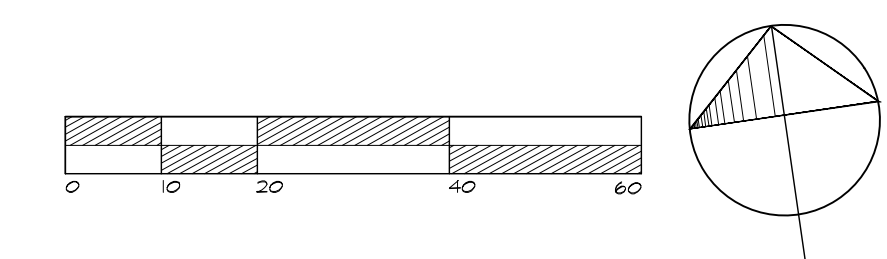
- EXISTING PAVING (TYP.) TO REMAIN
- EXISTING BOLLARDS (TYP.) TO REMAIN
- LED POLE MOUNTED AREA LIGHT (SEE LIGHTING DESIGNER DRAWINGS)
- LIMIT OF WORK LINE (TYP.)
- EXISTING ELECTRICAL UTILITY BOX WITH OVERHEAD PAVILION (TYP.) TO REMAIN
- EXISTING ADA RAMPS (TYP.) TO REMAIN
- EXISTING PAVING (TYP.) TO REMAIN

- CONCRETE SIDEWALK (TYP.) (SEE CIVIL PLANS)
- 9\"/>





- NOTES:
- SEE CIVIL PLANS FOR LOCATIONS OF MANHOLE COVERS TO BE REMOVED. MANHOLE COVERS LOCATED WITHIN PAVED AREA WHICH ARE TO REMAIN SHALL BE FITTED WITH A RECESSED PAVER COVER.
 - SEE CIVIL & STRUCTURAL PLANS FOR ALL REINFORCEMENT, FOOTING SIZE, HARDWARE, ETC.
 - SEE LIGHTING PLANS AND PACKAGE FOR LIGHT FIXTURE SCHEDULES, LOCATIONS, SPECIFICATIONS, ETC.



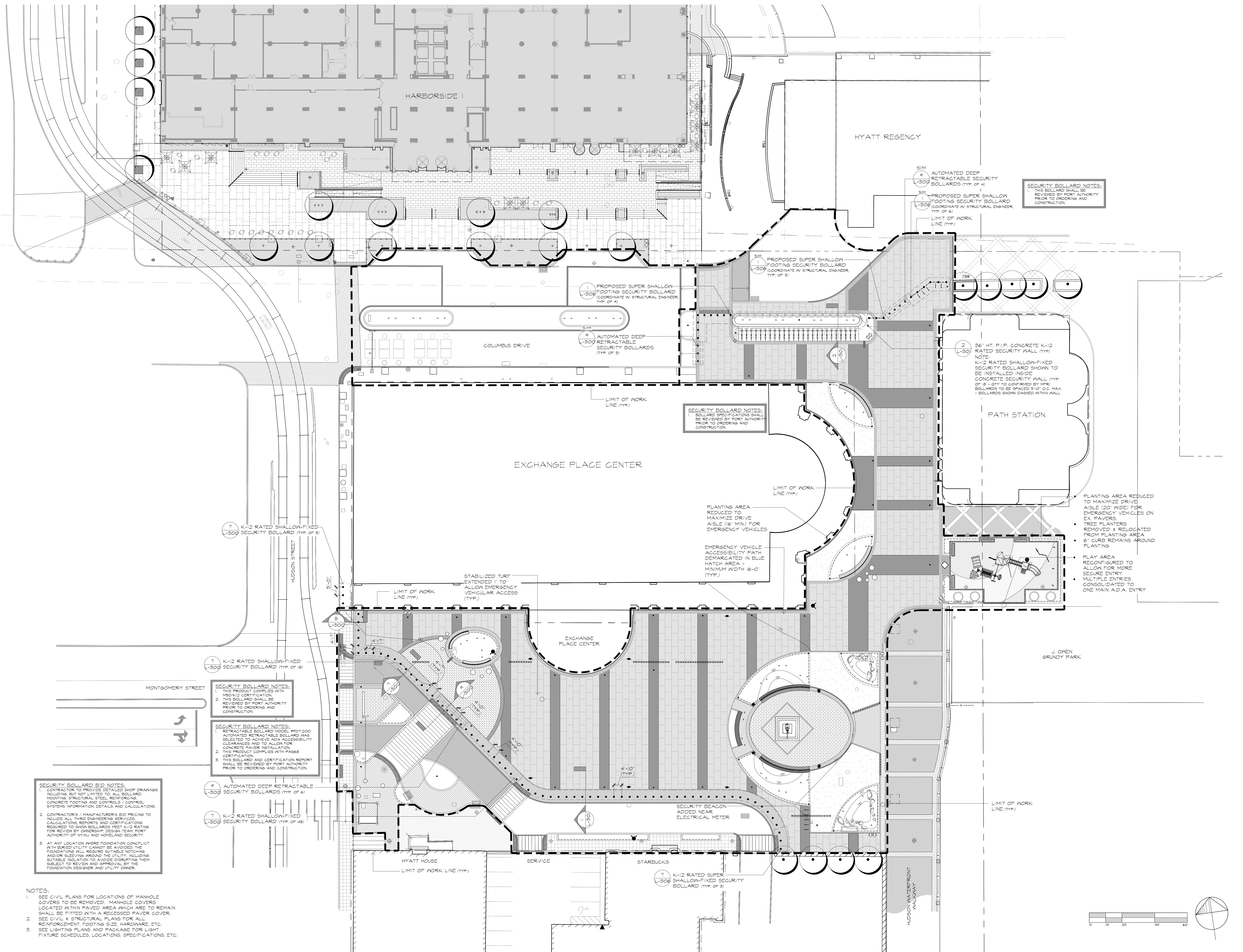
MELILLO+BAUER ASSOCIATES
Landscape Architecture

200 Union Avenue
Bridle, New Jersey 08730
T 732.528.0644
F 732.528.1077
www.mellillobauer.com

THOMAS S. CARMAN
Thomas S. Carman
NJ LICENSED LANDSCAPE ARCHITECT #A50774

NO.	DATE	REVISION
3	6/10/2022	ISSUED FOR PERMIT
2	7/9/2021	ISSUED FOR BID
1	9/3/2019	REV. PER CLIENT COMMENTS

SCALE: 1"=20'-0"
DATE: 07-03-2019 JOB NO.: 16-149



SECURITY BOLLARD NOTES:
 1. THIS BOLLARD SHALL BE REVIEWED BY PORT AUTHORITY PRIOR TO ORDERING AND CONSTRUCTION.

SECURITY BOLLARD NOTES:
 1. BOLLARD SPECIFICATIONS SHALL BE REVIEWED BY PORT AUTHORITY PRIOR TO ORDERING AND CONSTRUCTION.

SECURITY BOLLARD NOTES:
 1. THIS PRODUCT COMPLIES WITH 1050/K12 CERTIFICATION.
 2. THIS BOLLARD SHALL BE REVIEWED BY PORT AUTHORITY PRIOR TO ORDERING AND CONSTRUCTION.

SECURITY BOLLARD NOTES:
 1. RETRACTABLE BOLLARD MODEL: #P071000
 2. AUTOMATED RETRACTABLE BOLLARD HAS SELECTED TO ACHIEVE ADA ACCESSIBILITY CLEARANCES AND TO ALLOW FOR CONCRETE PAVEMENT INSTALLATION.
 3. THIS PRODUCT COMPLIES WITH #A560 CERTIFICATION.
 4. THIS BOLLARD AND CERTIFICATION REPORT SHALL BE REVIEWED BY PORT AUTHORITY PRIOR TO ORDERING AND CONSTRUCTION.

SECURITY BOLLARD BID NOTES:
 1. CONTRACTOR TO PROVIDE DETAILED SHOP DRAWINGS INCLUDING, BUT NOT LIMITED TO, ALL BOLLARD, MOUNTING STRUCTURAL STEEL, REINFORCING CONCRETE FOOTINGS AND CONTROLS / CONTROL SYSTEMS INFORMATION DETAILS AND CALCULATIONS.
 2. CONTRACTORS / MANUFACTURERS BID PRICES TO INCLUDE ALL THIRD ENGINEERING SERVICES, CALCULATIONS, REPORTS AND CERTIFICATIONS REQUIRED TO SHOW BOLLARDS MEET K-12 RATINGS FOR REVIEW BY OWNERSHIP DESIGN TEAM, PORT AUTHORITY OF NY&J AND HOMELAND SECURITY.
 3. AT ANY LOCATION WHERE FOUNDATION CONFLICT WITH BURIED UTILITY CANNOT BE AVOIDED, THE FOUNDATIONS WILL REQUIRE SUITABLE NOTCHING AND/OR SLEEVING AROUND THE UTILITY, INCLUDING SUITABLE ISOLATION TO AVOID DISRUPTING THEM. SUBJECT TO REVIEW AND APPROVAL BY THE FOUNDATION DESIGNER AND UTILITY OWNER.

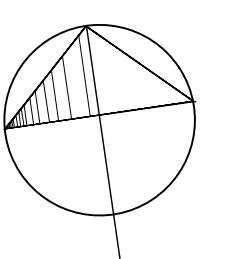
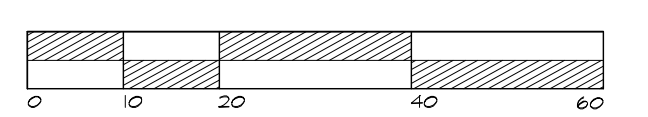
NOTES:
 1. SEE CIVIL PLANS FOR LOCATIONS OF MANHOLE COVERS TO BE REMOVED. MANHOLE COVERS LOCATED WITHIN PAVED AREA WHICH ARE TO REMAIN SHALL BE FITTED WITH A RECESSED PAVER COVER.
 2. SEE CIVIL & STRUCTURAL PLANS FOR ALL REINFORCEMENT, FOOTING SIZE, HARDWARE, ETC.
 3. SEE LIGHTING PLANS AND PACKAGE FOR LIGHT FIXTURE SCHEDULES, LOCATIONS, SPECIFICATIONS, ETC.

PLANTING AREA REDUCED TO MAXIMIZE DRIVE AISLE (20' WIDE) FOR EMERGENCY VEHICLES ON EX. PAVERS.
 • TREE PLANTERS REMOVED & RELOCATED FROM PLANTING AREA
 • 6" CURB REMAINS AROUND PLANTING
 • PLAY AREA RECONFIGURED TO ALLOW FOR MORE SECURE ENTRY
 • MULTIPLE ENTRIES CONSOLIDATED TO ONE MAIN A.D.A. ENTRY

PLANTING AREA REDUCED TO MAXIMIZE DRIVE AISLE (16' MIN.) FOR EMERGENCY VEHICLES
 EMERGENCY VEHICLE ACCESSIBILITY PATH DEMARCATED IN BLUE HATCH AREA - MINIMUM WIDTH 16'-0" (TYP.)

STABILIZED TURF EXTENDED 1' TO ALLOW EMERGENCY VEHICULAR ACCESS (TYP.)

SECURITY BEACON ADDED NEAR ELECTRICAL METER



MELILLO+BAUER ASSOCIATES
 Landscape Architecture
 200 Union Avenue
 Bristle, New Jersey 08730
 T 732.528.0644
 F 732.528.1077
 www.mellilloandbauer.com

THOMAS S. CARMAN
 [Signature]
 N.J. LICENSED LANDSCAPE ARCHITECT #A50774

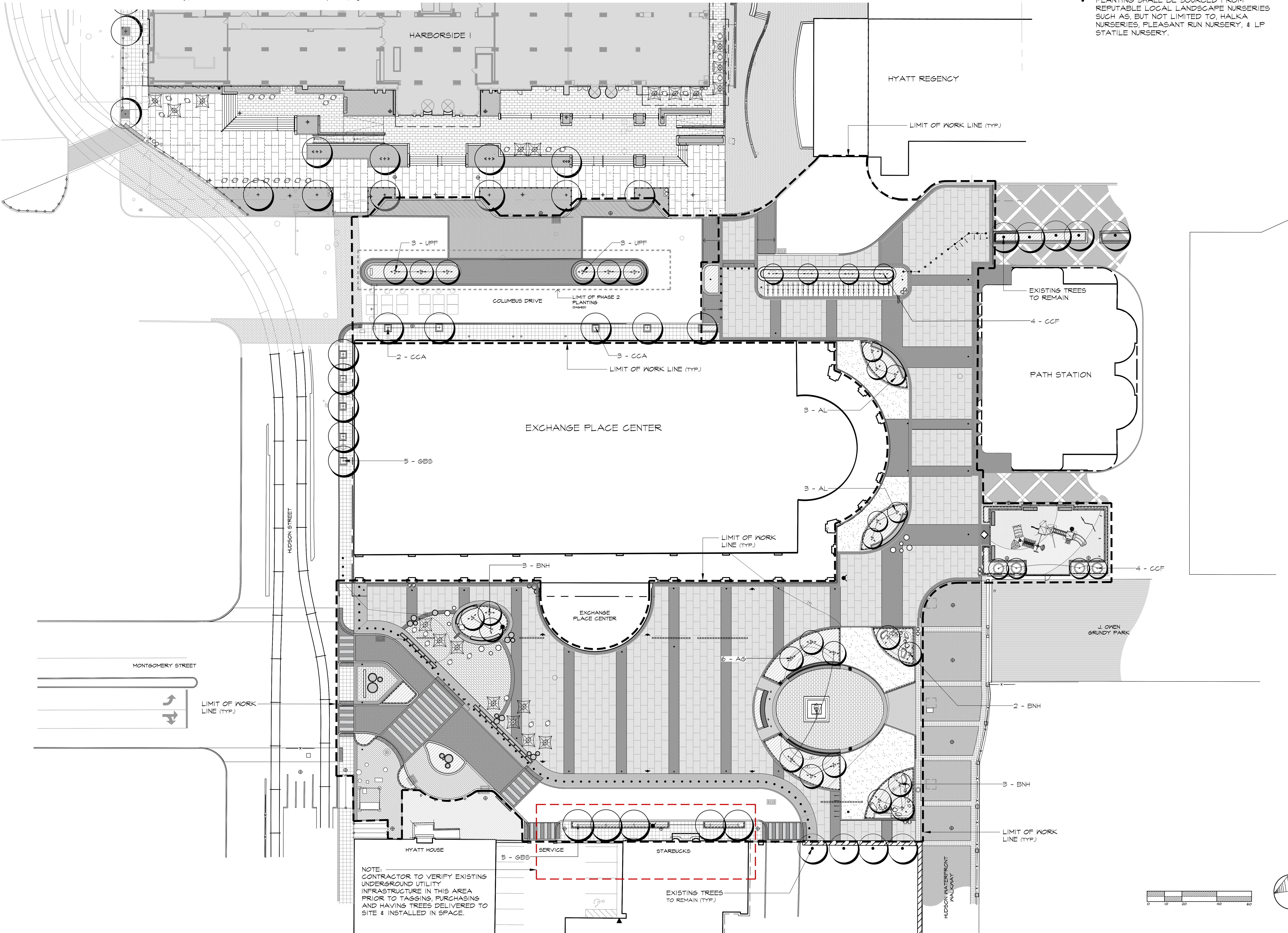
3	6/10/2022	ISSUED FOR PERMIT
2	7/9/2021	ISSUED FOR BID
1	9/3/2019	REV. PER CLIENT COMMENTS
NO.	DATE	REVISION
SCALE: 1"=20'-0"		
DATE: 07.03.2019 JOB NO.: 16-149		

PLANT SCHEDULE

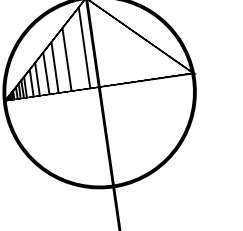
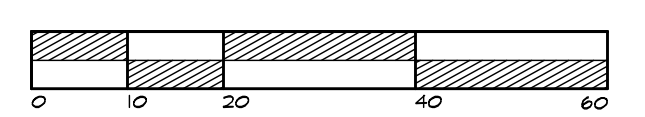
TREES	QTY	BOTANICAL / COMMON NAME	CAL	HT.	CONT	COMMENTS
CCA	5	Carpinus caroliniana / American Hornbeam	3-3.5' cal.	13'-15'	B&B	Full Specimens, single stem, headed to 7'
GBS	10	Ginkgo biloba 'Sentry' / Maidenhair Tree	3-3.5' cal.	13'-15'	B&B	Full Specimens, Headed to 7'
UPF	6	Ulmus parvifolia / Chinese Elm	3-3.5' cal.	14'-16'	B&B	Full Specimens, single stem
ORNAMENTAL TREES	QTY	BOTANICAL / COMMON NAME	CAL	HT.	CONT	COMMENTS
AG	6	Acer griseum / Paperbark Maple	3-3.5' cal.	10'-12'	B&B	Full Specimens
AL	6	Amelanchier laevis / Allegheny Serviceberry	-	10'-12'	B&B	Heavy, multi-stem specimens
BNH	8	Betula nigra 'Heritage' / Heritage River Birch	-	14'-16'	B&B	Full Specimens, 3 trunk minimum
CCF	8	Cercis canadensis 'Forest Pansey' / Eastern Redbud	3-3.5' cal.	8'-10'	B&B	Full Specimens, single stem

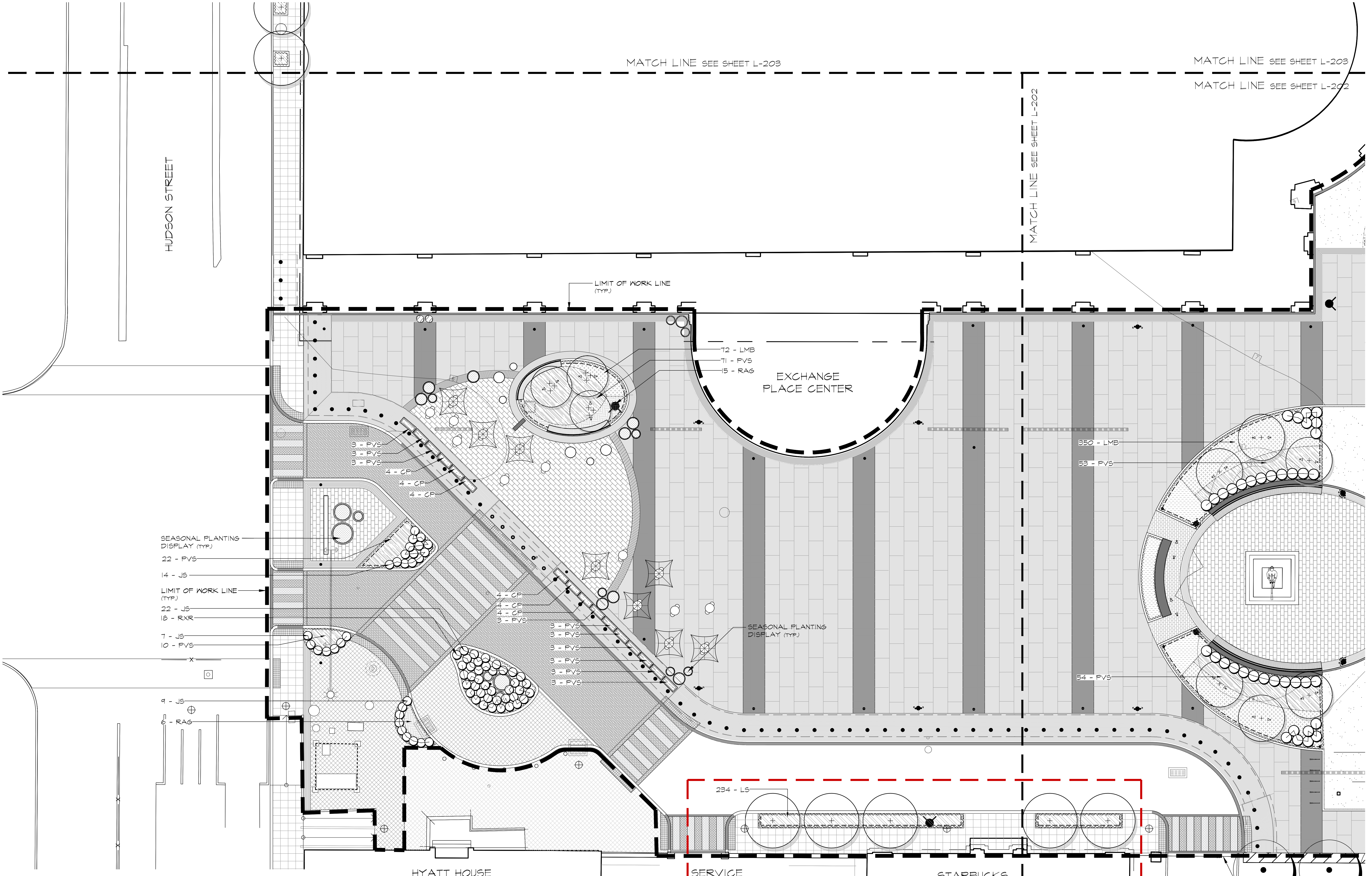
NOTES:

- THIS PLAN IS FOR PLANTING PURPOSES ONLY. SEE SHEET L-400 FOR PLANT NOTES AND DETAILS.
- CONTRACTOR SHALL PERFORM PERCOLATION TEST AT ALL PLANTING AREAS & ALERT L.A. / PROJECT MANAGER OF ANY CONCERNS.
- PLANTING SHALL BE SOURCED FROM REPUTABLE LOCAL LANDSCAPE NURSERIES SUCH AS, BUT NOT LIMITED TO, HALKA NURSERIES, PLEASANT RUN NURSERY, & LP STATILE NURSERY.



NOTE:
CONTRACTOR TO VERIFY EXISTING UNDERGROUND UTILITY INFRASTRUCTURE IN THIS AREA PRIOR TO TAGGING, PURCHASING AND HAVING TREES DELIVERED TO SITE & INSTALLED IN SPACE.





PLANT SCHEDULE L-201

SHRUBS	QTY	BOTANICAL / COMMON NAME	CAL.	HT.	SPRD.	CONT.	COMMENTS
JS	52	Juniperus sargentii / Sargent Juniper	-	15'-18'	18'-24'	#5 cont.	Full Plants, 2.5' O.C.
RXR	18	Rosa x 'Radrazz' / Knock Out Shrub Rose	-	2'-2.5'	-	#9 cont.	Full Plants, 2.5' O.C.
GROUND COVERS	QTY	BOTANICAL / COMMON NAME	CAL.	HT.	SPRD.	CONT.	COMMENTS
RAG	21	Rhus aromatica 'Gro-Low' / Gro-Low Fragrant Sumac	-	-	18'-24'	#5 cont.	Full Plants, 2.5' O.C.
ORNAMENTAL GRASSES	QTY	BOTANICAL / COMMON NAME	CAL.	HT.	SPRD.	CONT.	COMMENTS
CP	24	Carex pensylvanica / Pennsylvania Sedge	-	-	-	1 Gal.	Full Plants, 18" O.C.
LMB	72	Liriope muscari 'Big Blue' / Big Blue Lilyturf	-	-	-	1 Gal.	Full Plants, 12" O.C.
LS	234	Liriope spicata / Creeping Lily Turf	-	-	-	1 Gal.	Full Plants, 12" O.C.
PVS	133	Panicum virgatum 'Shenandoah' / Switch Grass	-	-	-	2 Gal.	Full Plants, 18" O.C.

NOTES:

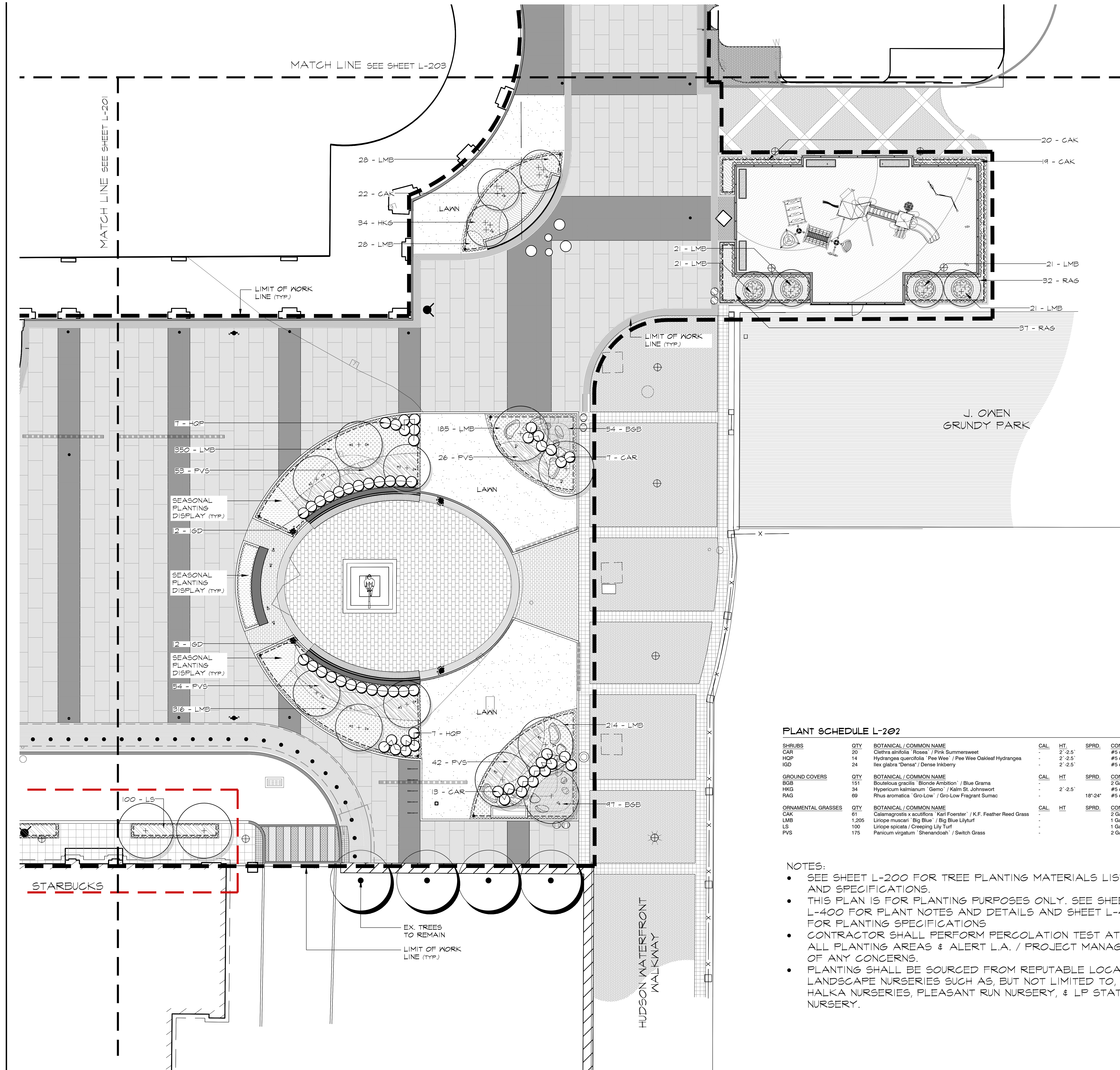
- SEE SHEET L-200 FOR TREE PLANTING MATERIALS LIST AND SPECIFICATIONS.
- THIS PLAN IS FOR PLANTING PURPOSES ONLY. SEE SHEET L-400 FOR PLANT NOTES AND DETAILS AND SHEET L-401 FOR PLANTING SPECIFICATIONS.
- CONTRACTOR SHALL PERFORM PERCOLATION TEST AT ALL PLANTING AREAS & ALERT L.A. / PROJECT MANAGER OF ANY CONCERNS.
- PLANTING SHALL BE SOURCED FROM REPUTABLE LOCAL LANDSCAPE NURSERIES SUCH AS, BUT NOT LIMITED TO, HALKA NURSERIES, PLEASANT RUN NURSERY, & LP STATILE NURSERY.

NOTE:
CONTRACTOR TO VERIFY EXISTING UNDERGROUND UTILITY INFRASTRUCTURE IN THIS AREA PRIOR TO TAGGING, PURCHASING AND HAVING TREES DELIVERED TO SITE & INSTALLED IN SPACE.



THOMAS S. CARMAN
NJ LICENSED LANDSCAPE ARCHITECT #AS00774

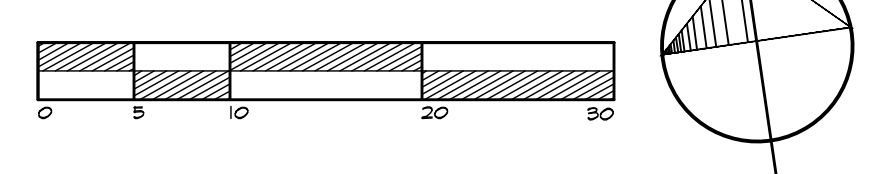
3	6/10/2022	ISSUED FOR PERMIT
2	7/9/2021	ISSUED FOR BID
1	9/3/2019	REV. PER CLIENT COMMENTS
NO.	DATE	REVISION
SCALE: 1"=10'-0"		
DATE: 07-03-2019 JOB NO: 16-149		



PLANT SCHEDULE L-202

SHRUBS	QTY	BOTANICAL / COMMON NAME	CAL.	HT.	SPRD.	CONT.	COMMENTS
CAR	20	Clethra alnifolia 'Rosea' / Pink Summersweet	-	2'-2.5'	-	#5 cont.	Full Plants, 3' O.C.
HOP	14	Hydrangea quercifolia 'Pee Wee' / Pee Wee Oakleaf Hydrangea	-	2'-2.5'	-	#5 cont.	Full Plants, 2.5' O.C.
IGD	24	Ilex glabra 'Densa' / Dense Inkberry	-	2'-2.5'	-	#5 cont.	Full Plants, 3' O.C.
GROUND COVERS	QTY	BOTANICAL / COMMON NAME	CAL.	HT.	SPRD.	CONT.	COMMENTS
BGB	151	Bouteloua gracilis 'Blonde Ambition' / Blue Grama	-	-	-	2 Gal.	Full Plants, 18" O.C.
HKG	34	Hypericum kalmianum 'Gemo' / Kalm St. Johnswort	-	2'-2.5'	-	#5 cont.	Full Plants, 2.5' O.C.
RAG	69	Rhus aromatica 'Gro-Low' / Gro-Low Fragrant Sumac	-	-	18'-24'	#5 cont.	Full Plants, 2.5' O.C.
ORNAMENTAL GRASSES	QTY	BOTANICAL / COMMON NAME	CAL.	HT.	SPRD.	CONT.	COMMENTS
CAK	61	Calamagrostis x acutiflora 'Karl Foerster' / K.F. Feather Reed Grass	-	-	-	2 Gal.	Full Plants, 2' O.C.
LMB	1,205	Liriope muscari 'Big Blue' / Big Blue Lilyturf	-	-	-	1 Gal.	Full Plants, 12" O.C.
LS	100	Liriope spicata / Creeping Lily Turf	-	-	-	1 Gal.	Full Plants, 12" O.C.
PVS	175	Panicum virgatum 'Shenandoah' / Switch Grass	-	-	-	2 Gal.	Full Plants, 18" O.C.

- NOTES:**
- SEE SHEET L-200 FOR TREE PLANTING MATERIALS LIST AND SPECIFICATIONS.
 - THIS PLAN IS FOR PLANTING PURPOSES ONLY. SEE SHEET L-400 FOR PLANT NOTES AND DETAILS AND SHEET L-401 FOR PLANTING SPECIFICATIONS
 - CONTRACTOR SHALL PERFORM PERCOLATION TEST AT ALL PLANTING AREAS & ALERT L.A. / PROJECT MANAGER OF ANY CONCERNS.
 - PLANTING SHALL BE SOURCED FROM REPUTABLE LOCAL LANDSCAPE NURSERIES SUCH AS, BUT NOT LIMITED TO, HALKA NURSERIES, PLEASANT RUN NURSERY, & LP STATILE NURSERY.



MELILLO+BAUER ASSOCIATES
Landscape Architecture

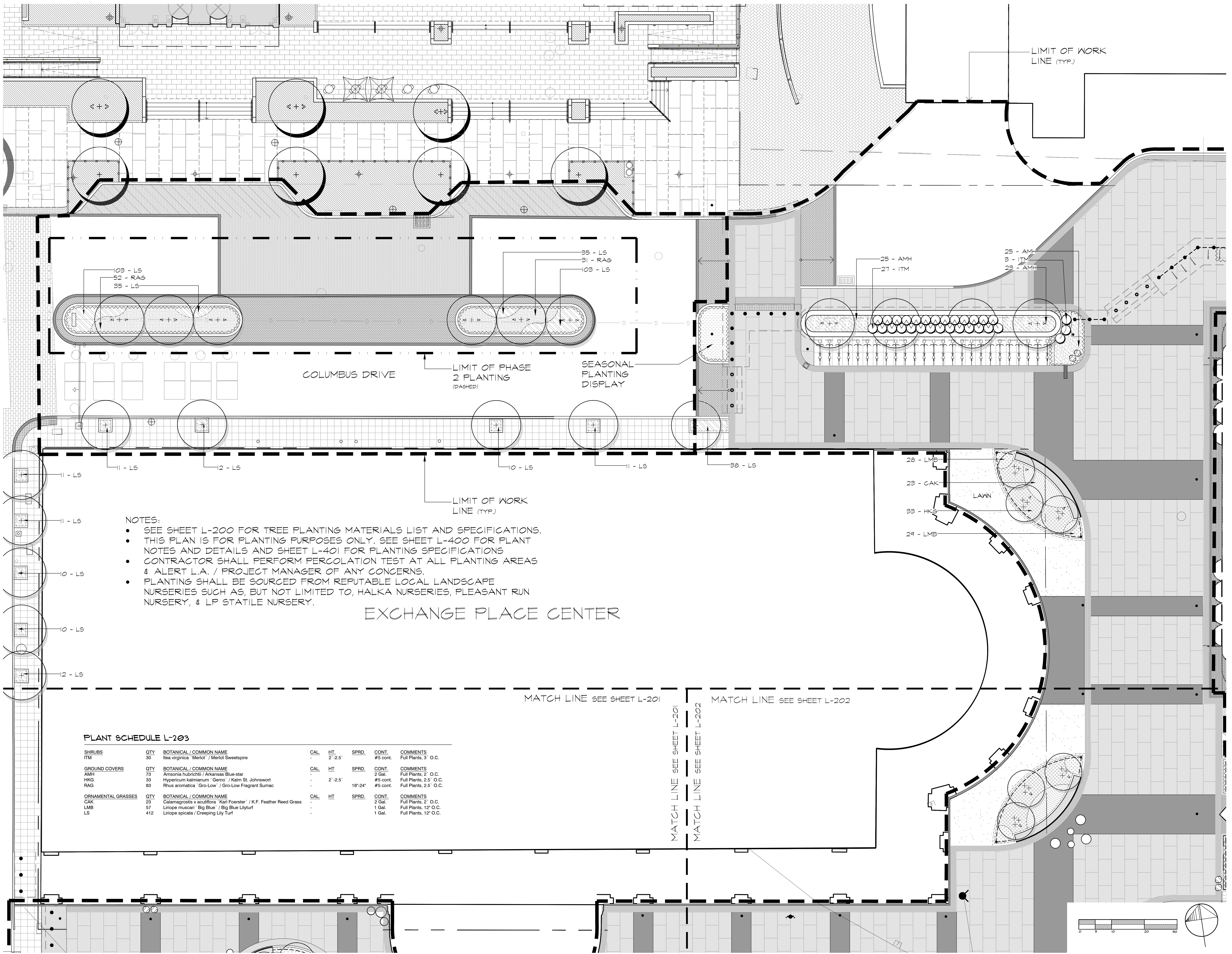
200 Union Avenue
Belle Mead, New Jersey 08820
T 732.528.0644
F 732.528.1077
www.melilloandbauer.com

THOMAS S. CARMAN

NY LICENSED LANDSCAPE ARCHITECT #AS00774

NO.	DATE	REVISION
3	6/10/2022	ISSUED FOR PERMIT
2	7/9/2021	ISSUED FOR BID
1	9/3/2019	REV. PER CLIENT COMMENTS

SCALE: 1"=10'-0"
DATE: 07-03-2019 JOB NO.: 16-149



- NOTES:**
- SEE SHEET L-200 FOR TREE PLANTING MATERIALS LIST AND SPECIFICATIONS.
 - THIS PLAN IS FOR PLANTING PURPOSES ONLY. SEE SHEET L-400 FOR PLANT NOTES AND DETAILS AND SHEET L-401 FOR PLANTING SPECIFICATIONS
 - CONTRACTOR SHALL PERFORM PERCOLATION TEST AT ALL PLANTING AREAS & ALERT L.A. / PROJECT MANAGER OF ANY CONCERNS.
 - PLANTING SHALL BE SOURCED FROM REPUTABLE LOCAL LANDSCAPE NURSERIES SUCH AS, BUT NOT LIMITED TO, HALKA NURSERIES, PLEASANT RUN NURSERY, & LP STATILE NURSERY.

EXCHANGE PLACE CENTER

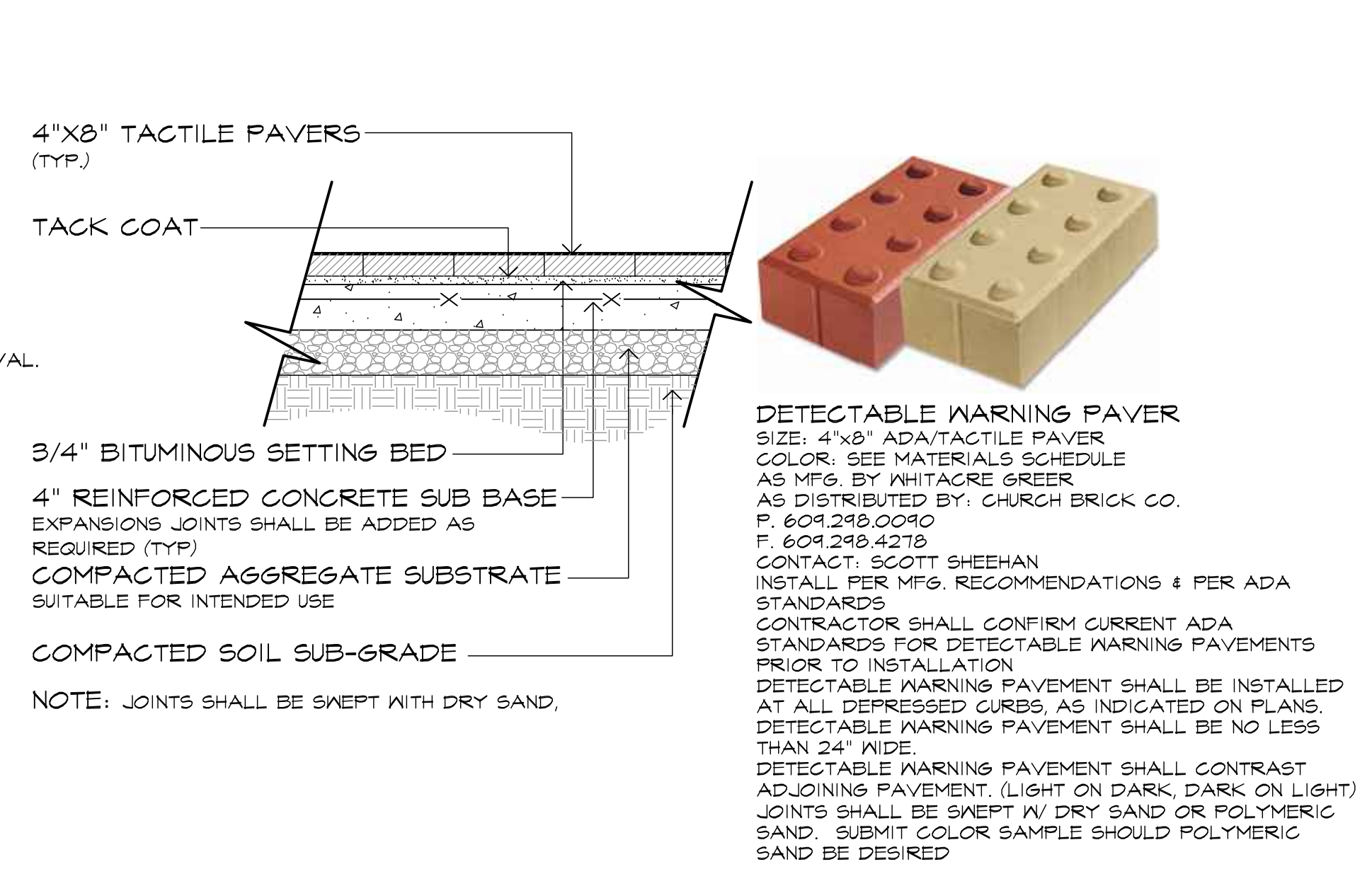
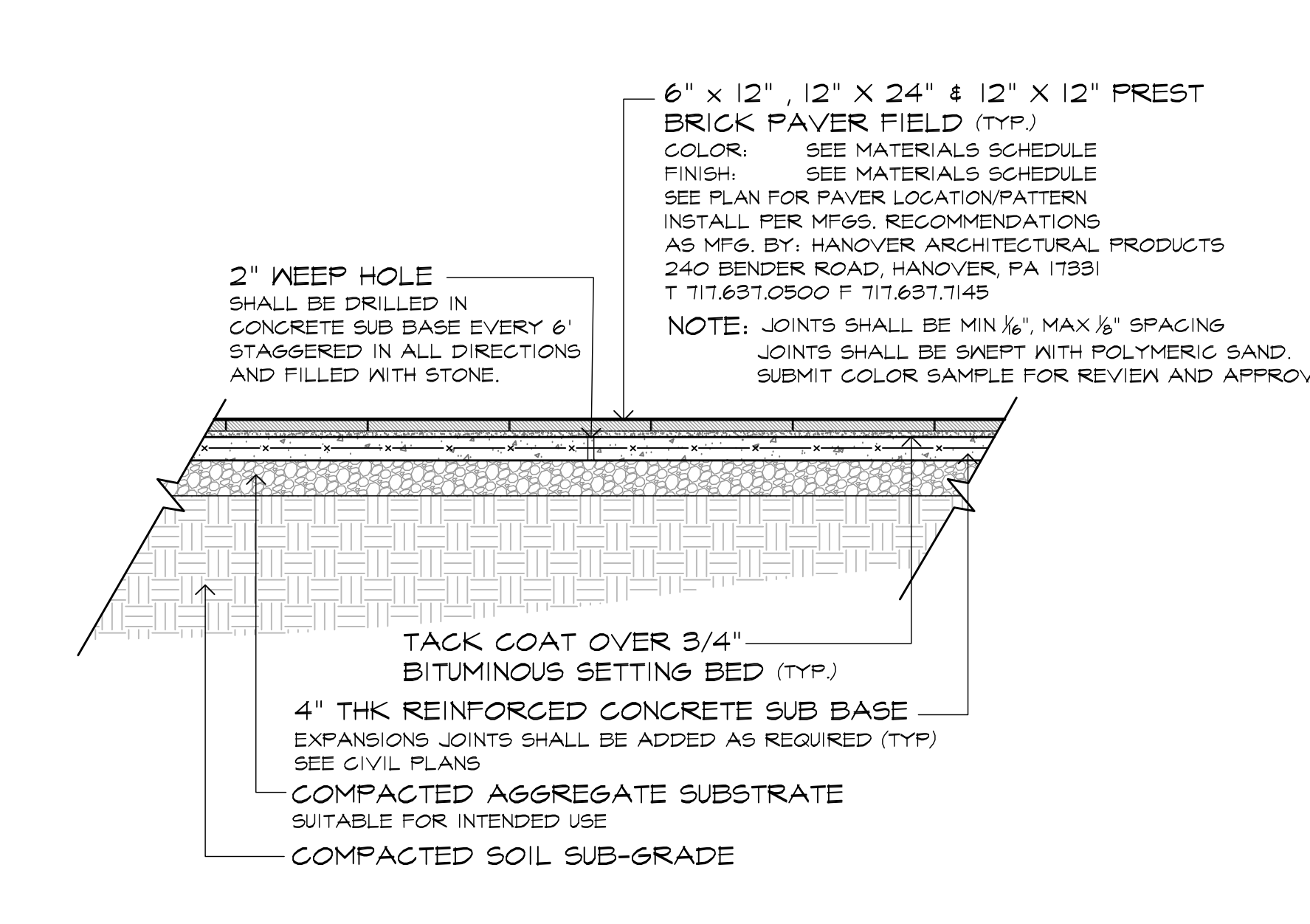
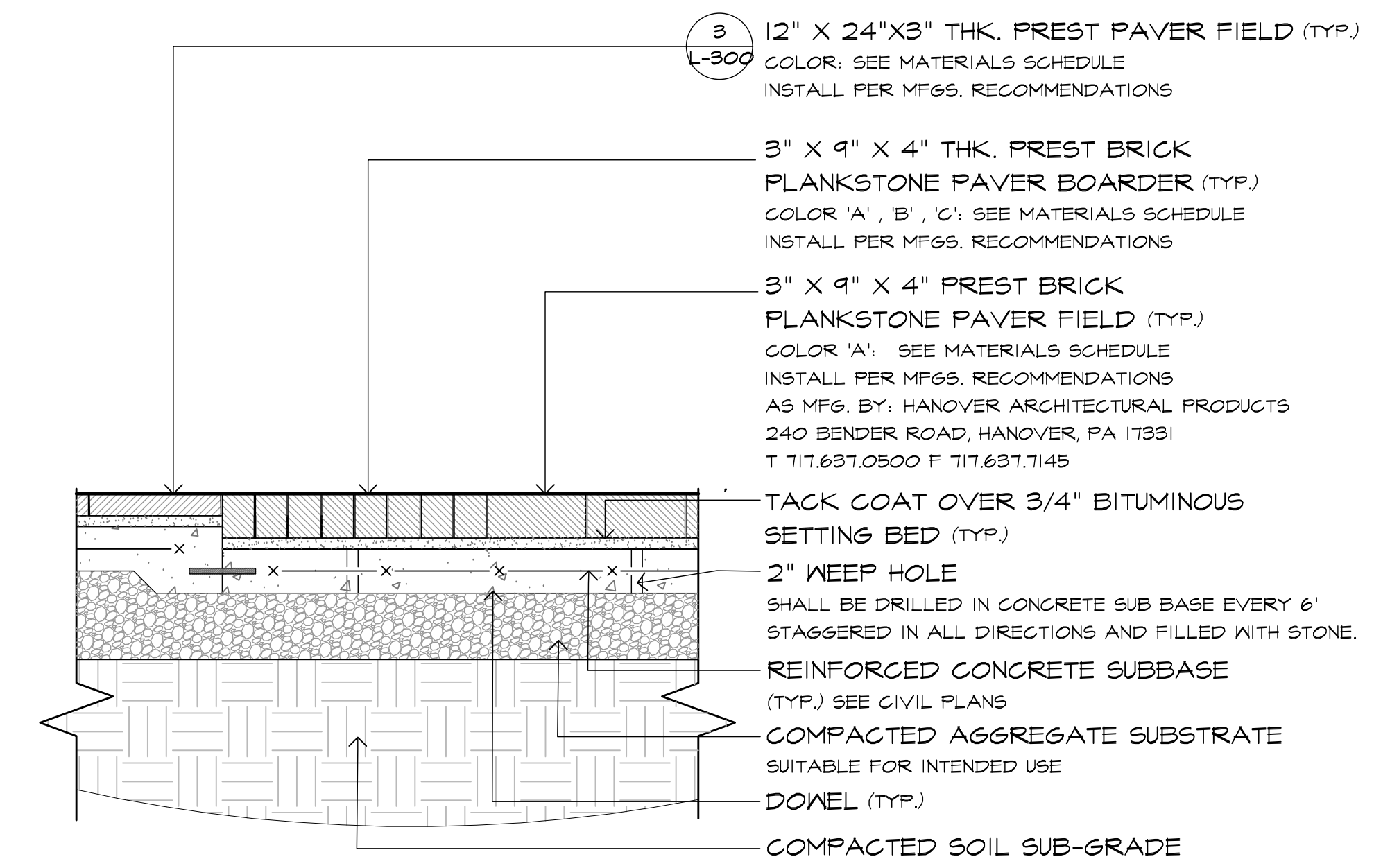
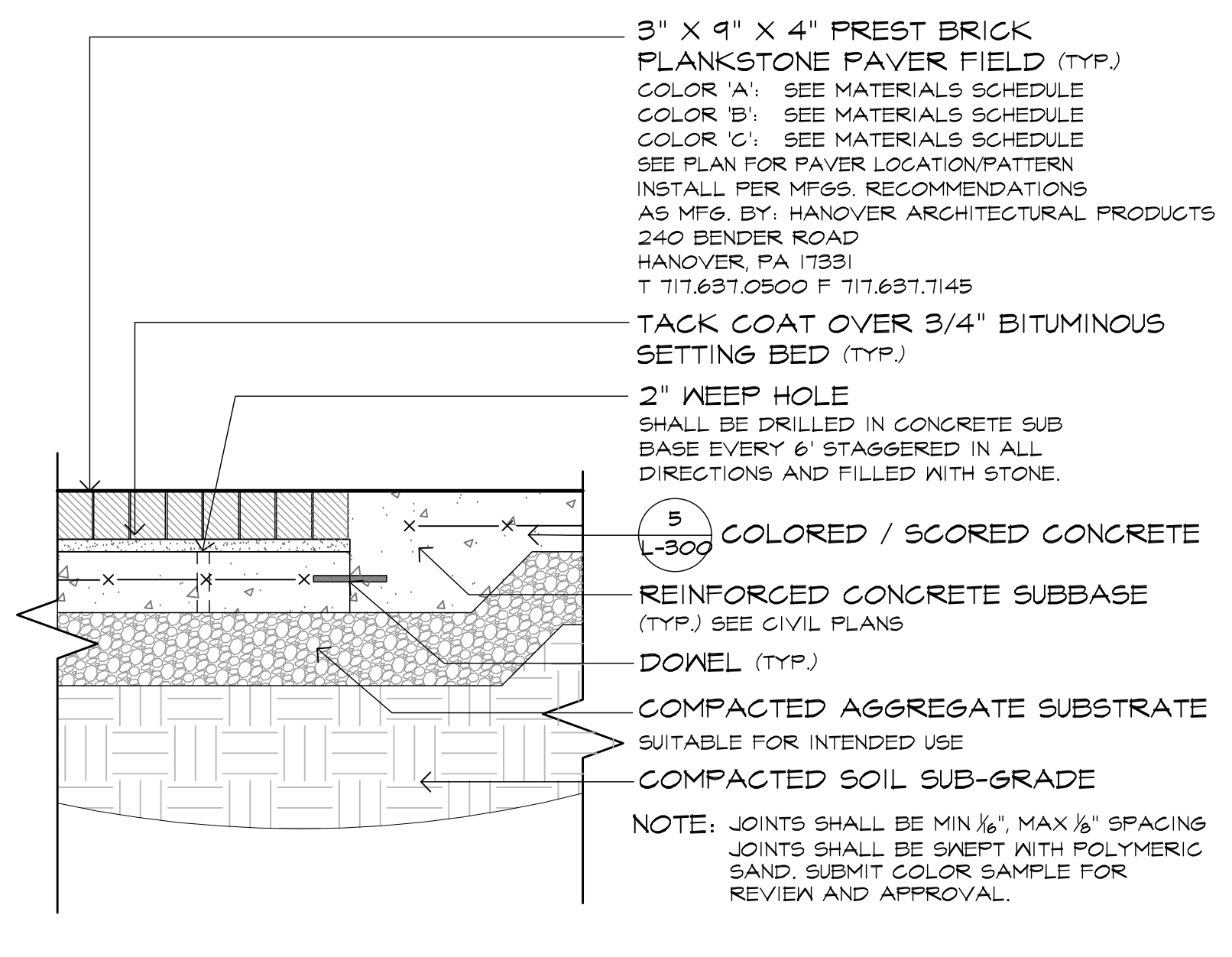
PLANT SCHEDULE L-203

SHRUBS	QTY	BOTANICAL / COMMON NAME	CAL.	HT.	SPRD.	CONT.	COMMENTS
ITM	30	Itea virginica 'Merlot' / Merlot Sweetspire	-	2'-2.5'	-	#5 cont.	Full Plants, 3' O.C.
GROUND COVERS	QTY	BOTANICAL / COMMON NAME	CAL.	HT.	SPRD.	CONT.	COMMENTS
AMH	73	Amsonia hubrichtii / Arkansas Blue-ear	-	-	-	2 Gal.	Full Plants, 2' O.C.
HKG	33	Hypericum kalmianum 'Gemo' / Kalm St. Johnswort	-	2'-2.5'	-	#5 cont.	Full Plants, 2.5' O.C.
RAG	83	Rhus aromatica 'Gro-Low' / Gro-Low Fragrant Sumac	-	-	18'-24"	#5 cont.	Full Plants, 2.5' O.C.
ORNAMENTAL GRASSES	QTY	BOTANICAL / COMMON NAME	CAL.	HT.	SPRD.	CONT.	COMMENTS
CAK	23	Calamagrostis x acutiflora 'Karl Foerster' / K.F. Feather Reed Grass	-	-	-	2 Gal.	Full Plants, 2' O.C.
LMB	57	Liriope muscari 'Big Blue' / Big Blue Lilyturf	-	-	-	1 Gal.	Full Plants, 12" O.C.
LS	412	Liriope spicata / Creeping Lily Turf	-	-	-	1 Gal.	Full Plants, 12" O.C.



THOMAS S. CARMAN
NJ LICENSED LANDSCAPE ARCHITECT #AS00774

3	6/10/2022	ISSUED FOR PERMIT
2	7/9/2021	ISSUED FOR BID
1	9/3/2019	REV. PER CLIENT COMMENTS
NO.	DATE	REVISION
SCALE: 1"=10'-0"		
DATE: 07-03-2019 JOB NO.: 16-149		

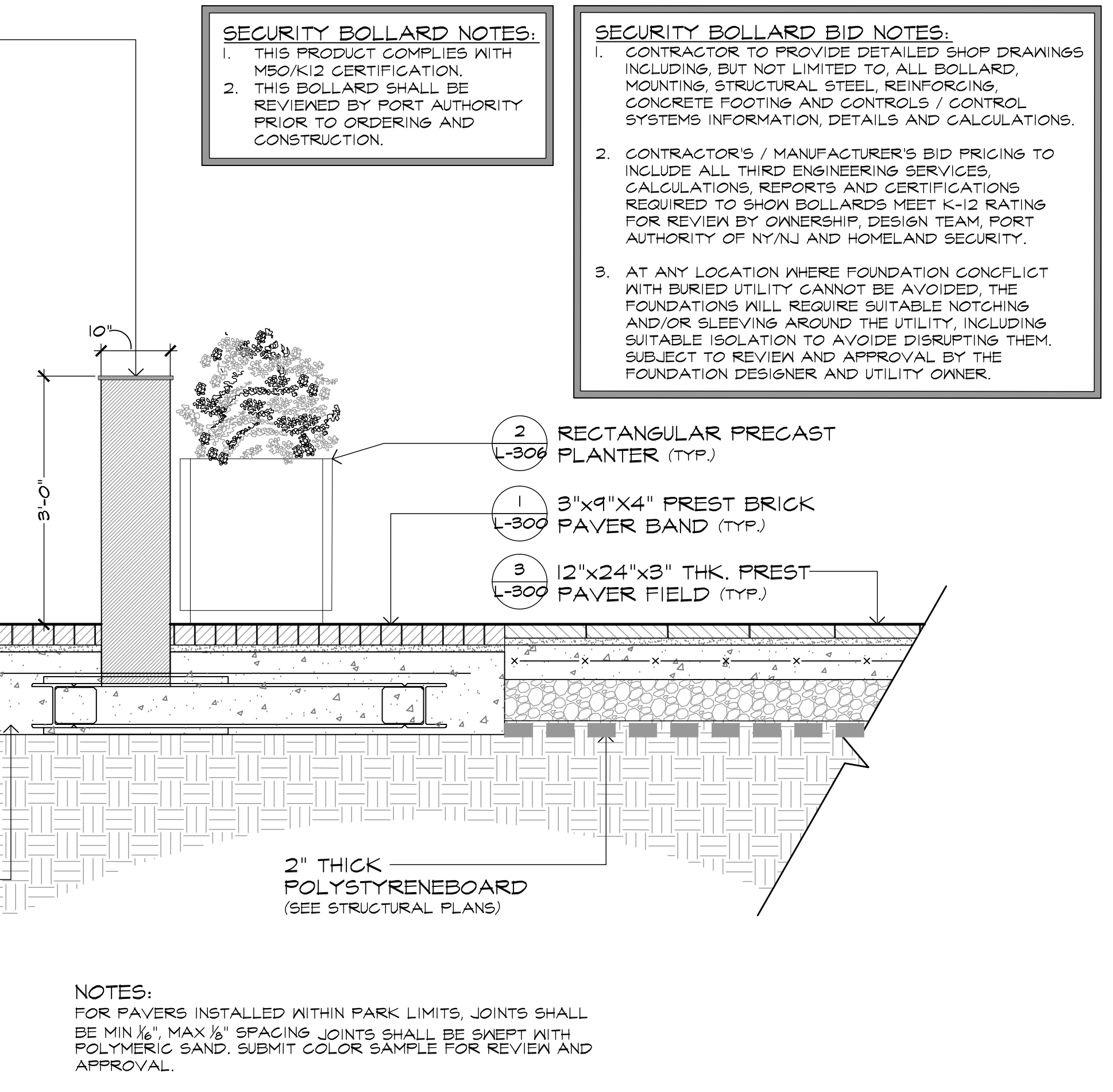
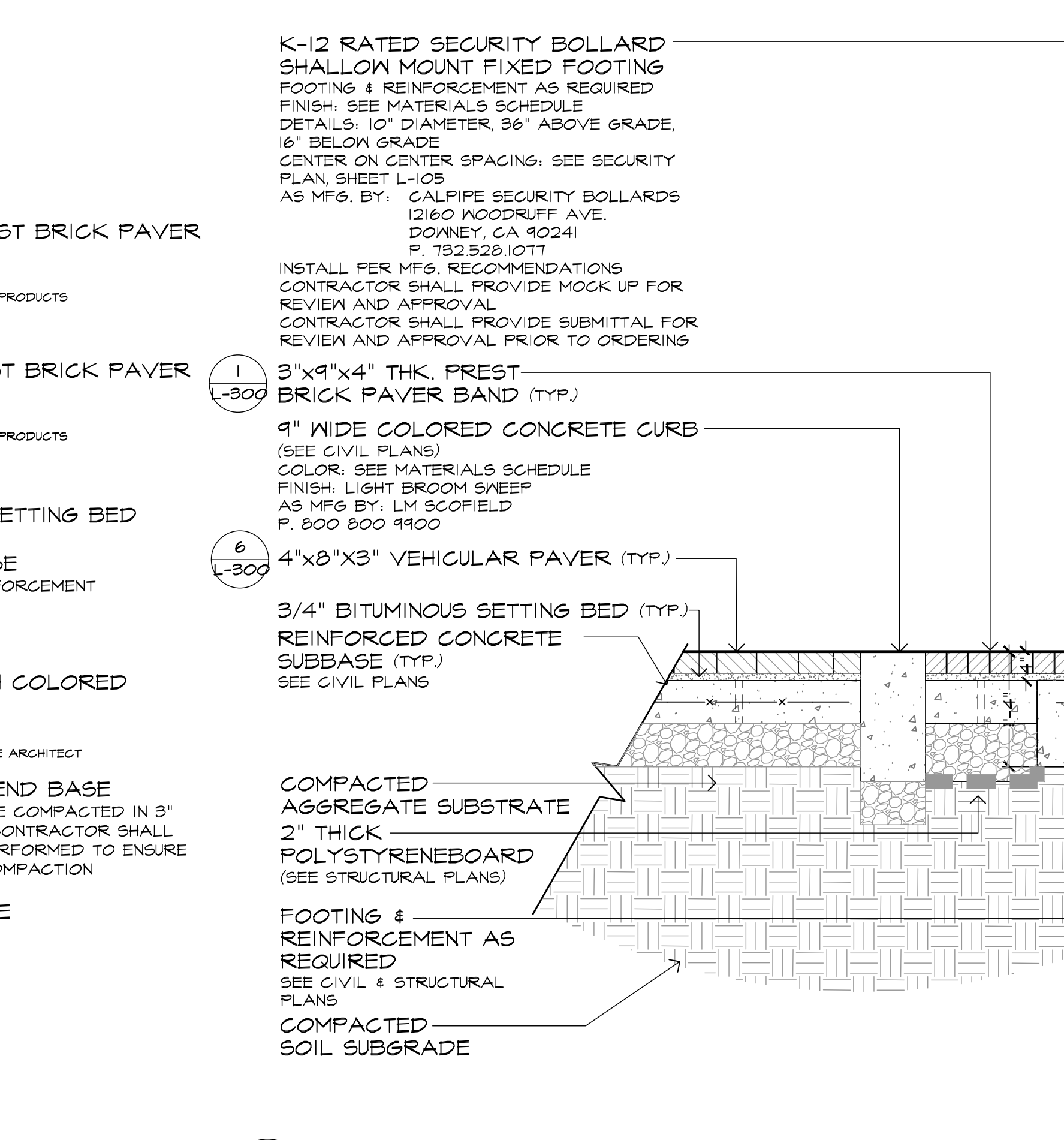
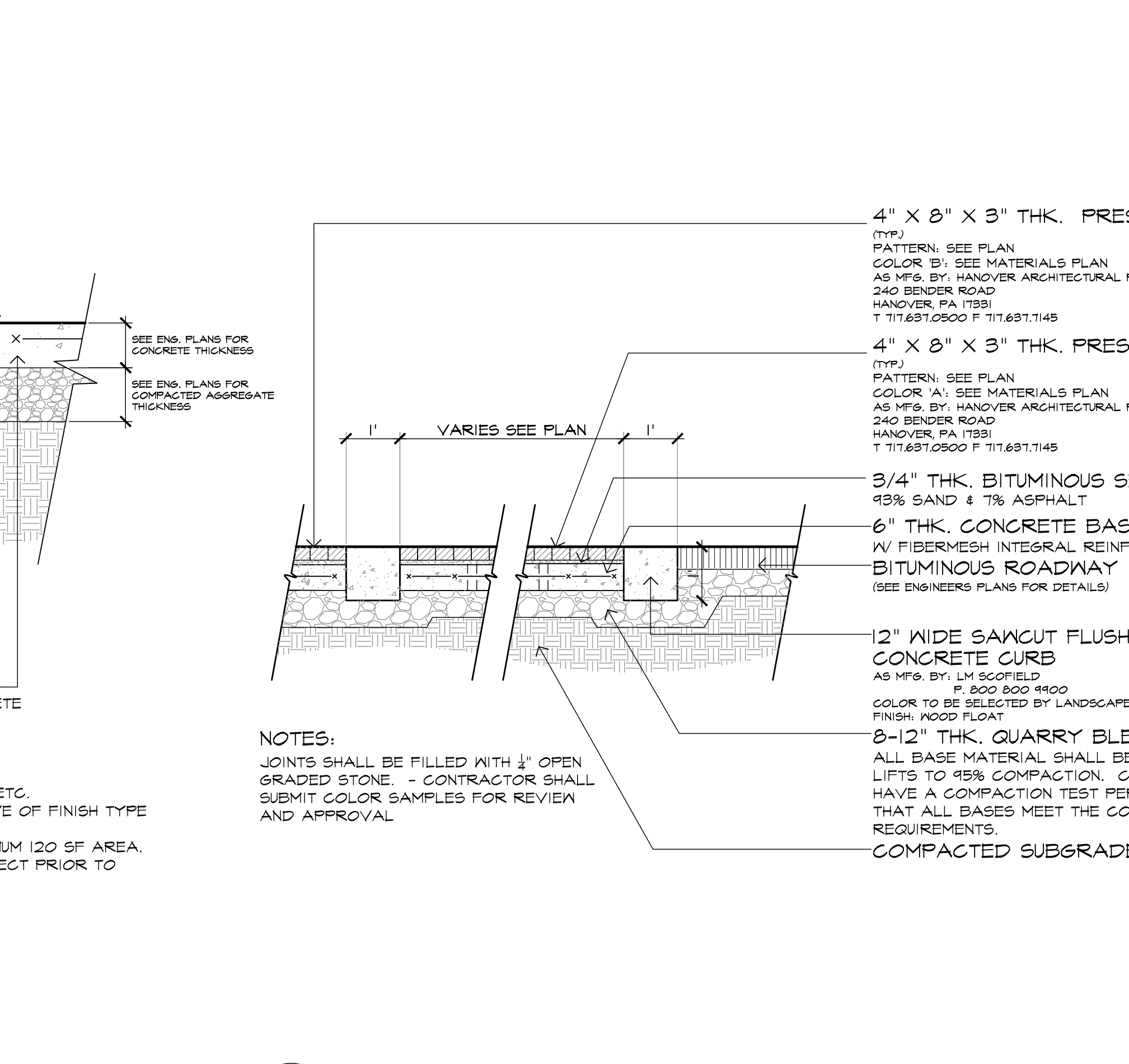
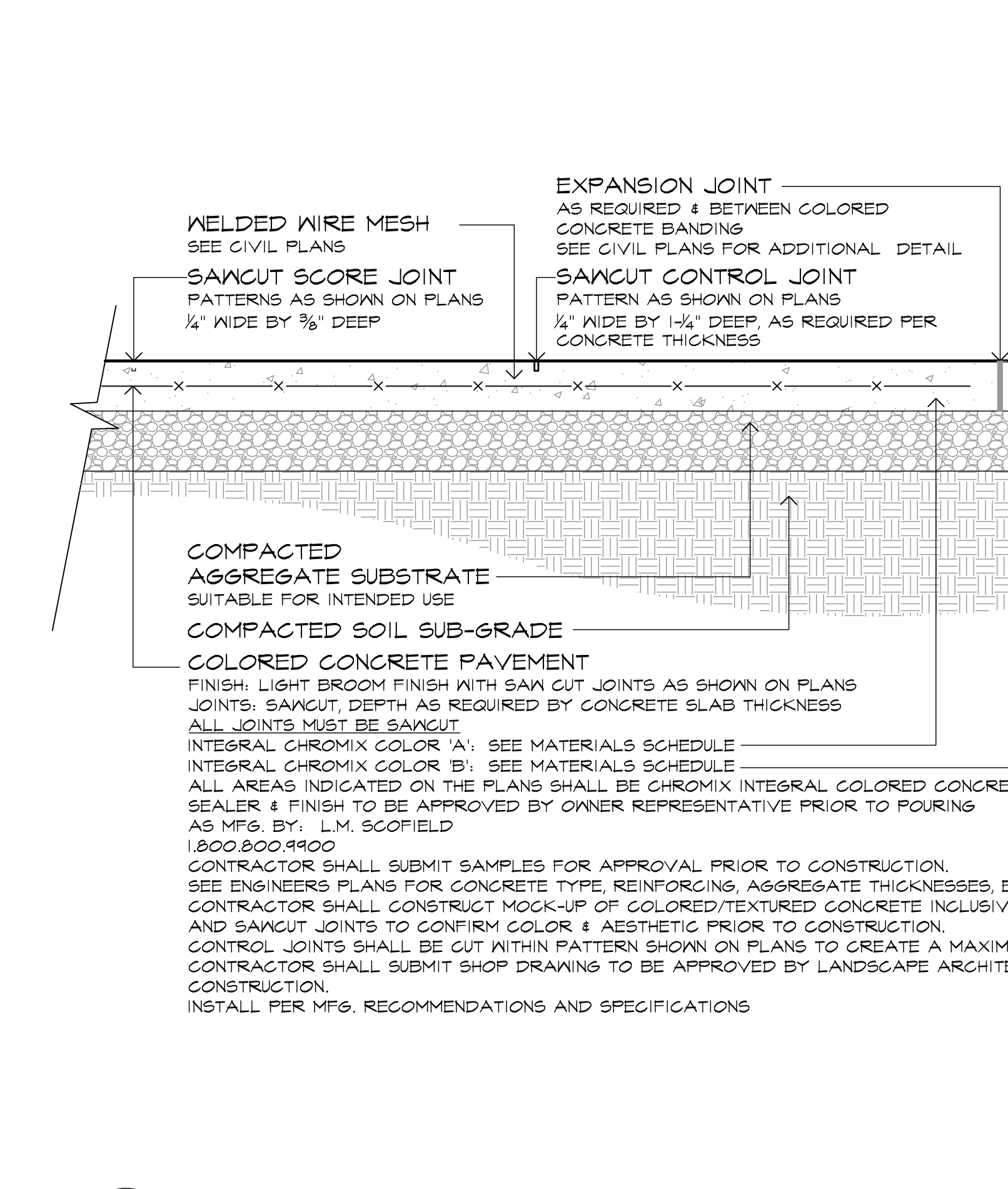


1 PREST BRICK PAVER FIELD (3' X 9') 1\"/>

2 3'x9' PREST BRICK PAVER 1\"/>

3 PREST BRICK PAVER FIELD (6'x12', 12'x24', 12'x12') 1/2\"/>

4 4'x8' DETECTABLE WARNING PAVER 1\"/>

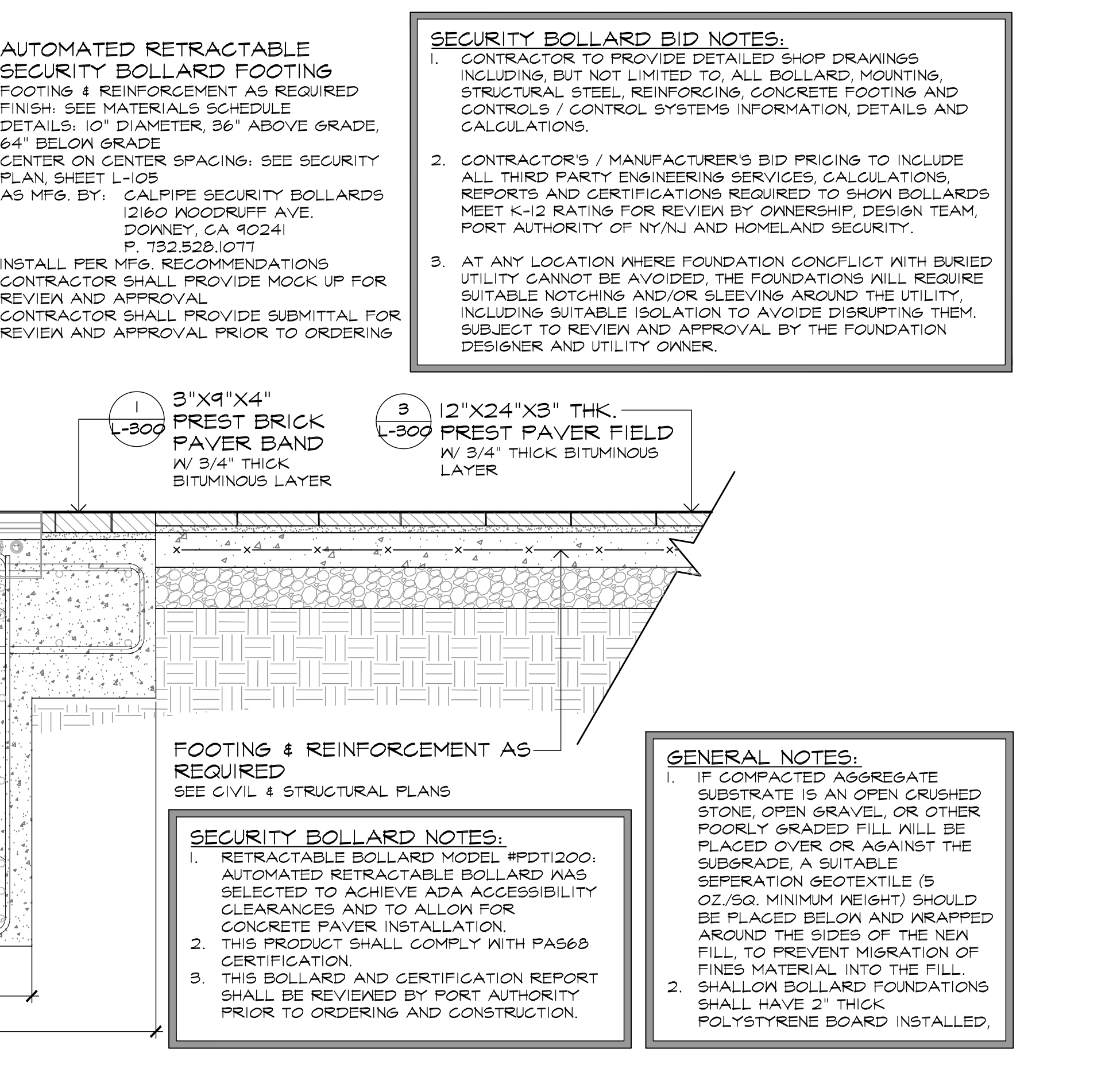
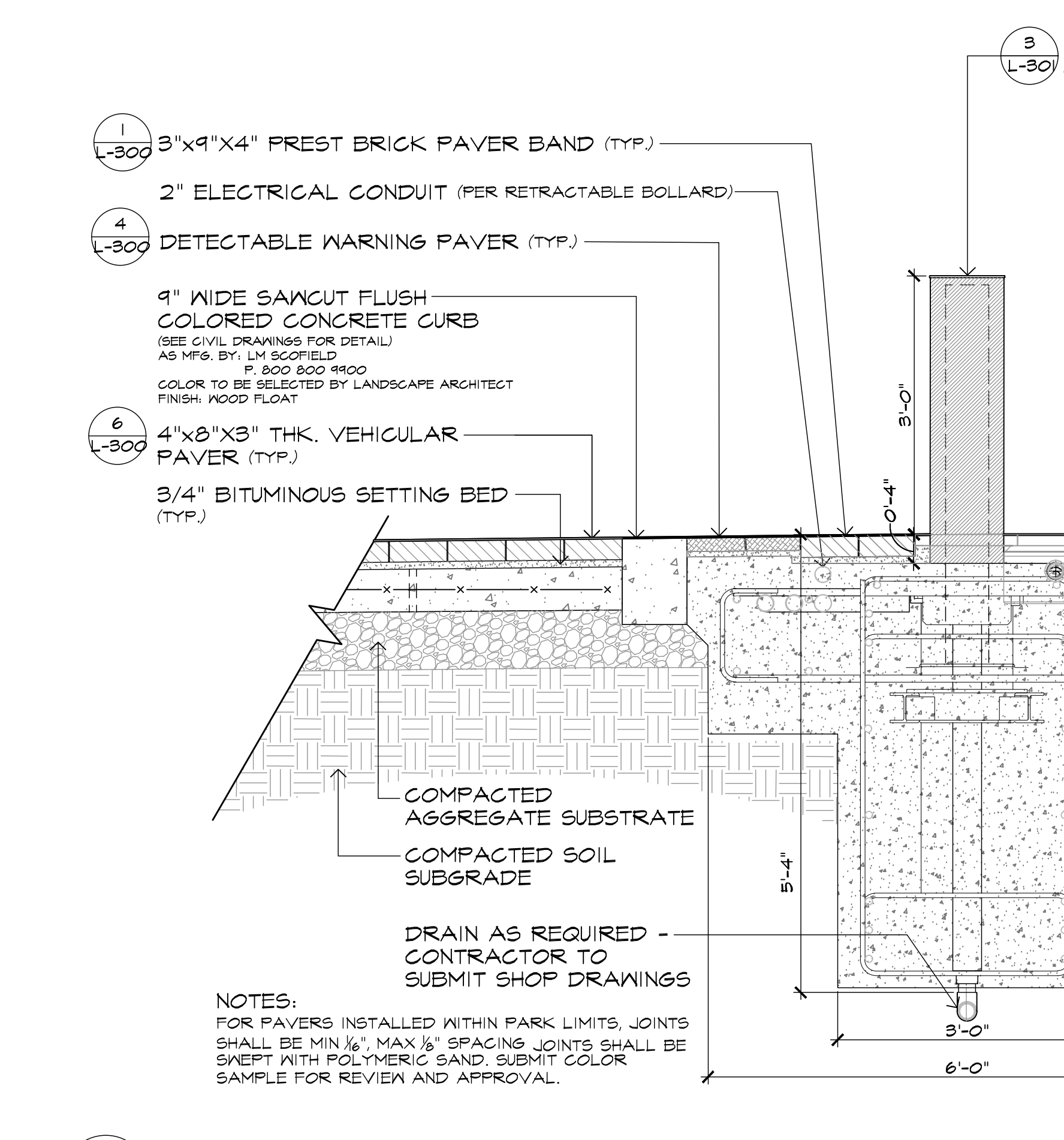
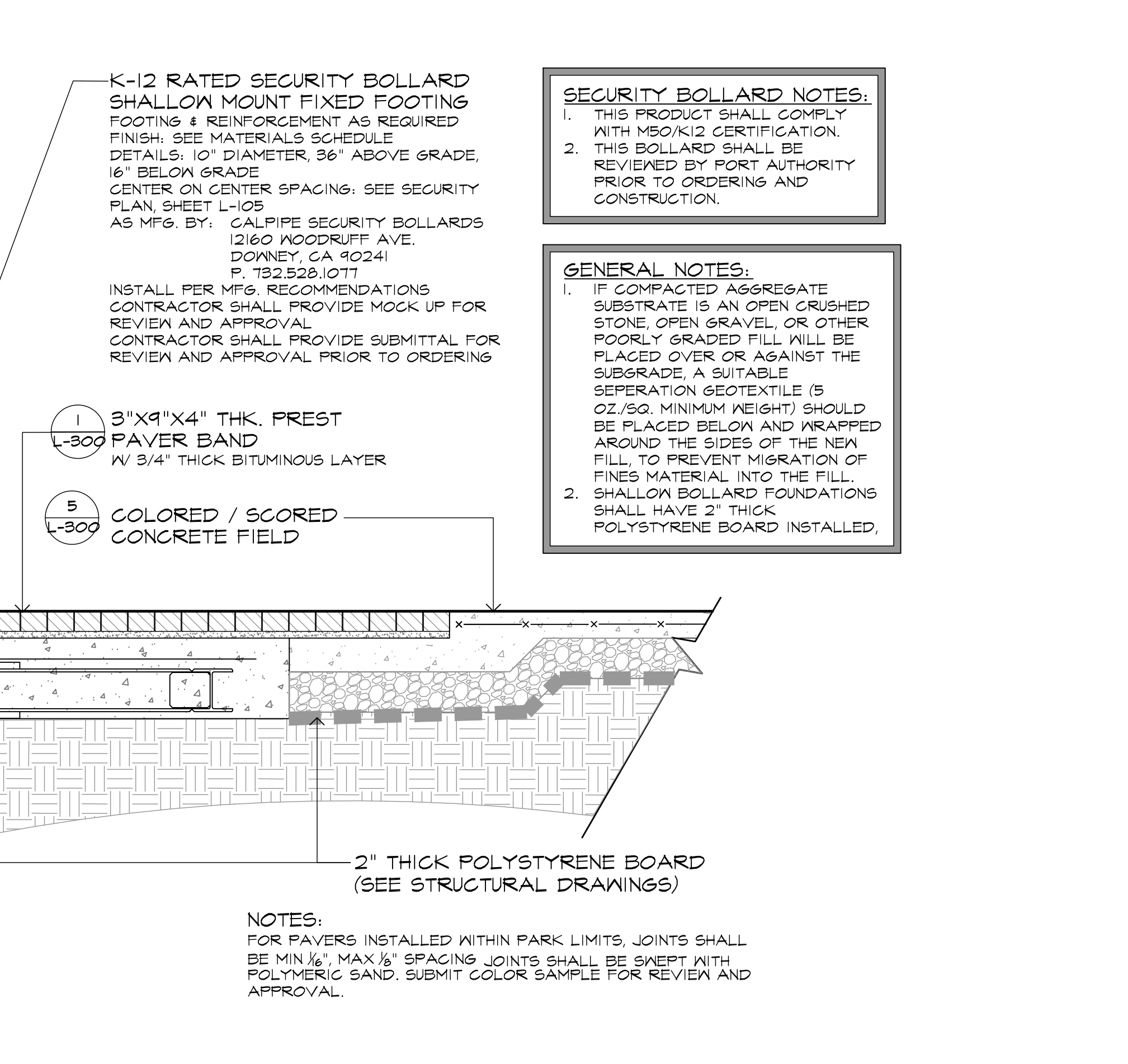
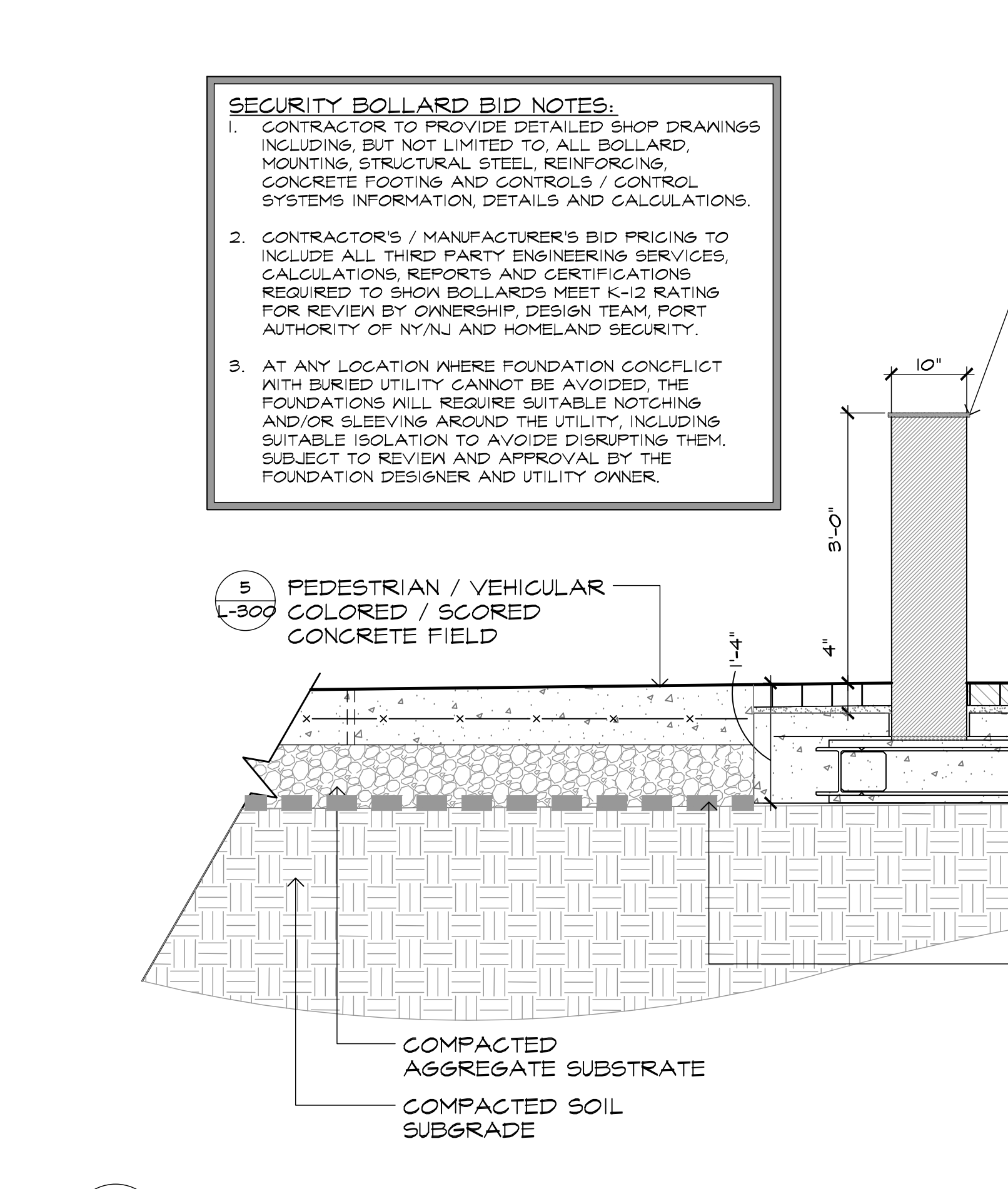


5 COLORED / SCORED CONCRETE 1\"/>

6 VEHICULAR PAVERS (4'x8'x3\"/>

7 K-12 RATED SECURITY BOLLARD AT ENTRY DRIVE & SEATING AREA 3/4\"/>

8 K-12 RATED SECURITY BOLLARD - SHALLOW FIXED AT DROP CURB 3/4\"/>



8 K-12 RATED SECURITY BOLLARD - SHALLOW FIXED AT DROP CURB 3/4\"/>

9 AUTOMATED RETRACTABLE BOLLARD AT MAIN ENTRY 3/4\"/>

9 AUTOMATED RETRACTABLE BOLLARD AT MAIN ENTRY 3/4\"/>

9 AUTOMATED RETRACTABLE BOLLARD AT MAIN ENTRY 3/4\"/>

Site Details

Exchange Place
Jersey City, NJ

MELLILLO+BAUER
ASSOCIATES
Landscape Architecture

THOMAS S. CARMAN
NJ LICENSED
LANDSCAPE ARCHITECT
#A500774

DRAWING NO.
L-300

SECURITY BOLLARD NOTES:
1. THIS PRODUCT COMPLIES WITH MSO/K12 CERTIFICATION.
2. THIS BOLLARD SHALL BE REVIEWED BY PORT AUTHORITY PRIOR TO ORDERING AND CONSTRUCTION.

SECURITY BOLLARD BID NOTES:
1. CONTRACTOR TO PROVIDE DETAILED SHOP DRAWINGS INCLUDING, BUT NOT LIMITED TO, ALL BOLLARD, MOUNTING, STRUCTURAL STEEL, REINFORCING, CONCRETE FOOTING AND CONTROLS / CONTROL SYSTEMS INFORMATION, DETAILS AND CALCULATIONS.
2. CONTRACTORS / MANUFACTURERS BID PRICES TO INCLUDE ALL THIRD ENGINEERING SERVICES, CALCULATIONS, REPORTS AND CERTIFICATIONS REQUIRED TO SHOW BOLLARDS MEET K-12 RATING FOR REVIEW BY OWNERSHIP DESIGN TEAM, PORT AUTHORITY OF NY/NJ AND HOMELAND SECURITY.
3. AT ANY LOCATION WHERE FOUNDATION CONFLICT WITH BURIED UTILITY CANNOT BE AVOIDED, THE FOUNDATIONS WILL REQUIRE SUITABLE NOTCHING AND/OR SLEEVEING AROUND THE UTILITY, INCLUDING SUITABLE ISOLATION TO AVOID DISRUPTING THEM. SUBJECT TO REVIEW AND APPROVAL BY THE FOUNDATION DESIGNER AND UTILITY OWNER.

SECURITY BOLLARD NOTES:
1. THIS PRODUCT COMPLIES WITH MSO/K12 CERTIFICATION.
2. THIS BOLLARD SHALL BE REVIEWED BY PORT AUTHORITY PRIOR TO ORDERING AND CONSTRUCTION.

SECURITY BOLLARD BID NOTES:
1. CONTRACTOR TO PROVIDE DETAILED SHOP DRAWINGS INCLUDING, BUT NOT LIMITED TO, ALL BOLLARD, MOUNTING, STRUCTURAL STEEL, REINFORCING, CONCRETE FOOTING AND CONTROLS / CONTROL SYSTEMS INFORMATION, DETAILS AND CALCULATIONS.
2. CONTRACTORS / MANUFACTURERS BID PRICES TO INCLUDE ALL THIRD PARTY ENGINEERING SERVICES, CALCULATIONS, REPORTS AND CERTIFICATIONS REQUIRED TO SHOW BOLLARDS MEET K-12 RATING FOR REVIEW BY OWNERSHIP DESIGN TEAM, PORT AUTHORITY OF NY/NJ AND HOMELAND SECURITY.
3. AT ANY LOCATION WHERE FOUNDATION CONFLICT WITH BURIED UTILITY CANNOT BE AVOIDED, THE FOUNDATIONS WILL REQUIRE SUITABLE NOTCHING AND/OR SLEEVEING AROUND THE UTILITY, INCLUDING SUITABLE ISOLATION TO AVOID DISRUPTING THEM. SUBJECT TO REVIEW AND APPROVAL BY THE FOUNDATION DESIGNER AND UTILITY OWNER.

SECURITY BOLLARD NOTES:
1. RETRACTABLE BOLLARD MODEL #PDT200, AUTOMATED RETRACTABLE BOLLARD WAS SELECTED TO ACHIEVE ADA ACCESSIBILITY CLEARANCES AND TO ALLOW FOR CONCRETE PAVER INSTALLATION.
2. THIS PRODUCT SHALL COMPLY WITH PAS68 CERTIFICATION.
3. THIS BOLLARD AND CERTIFICATION REPORT SHALL BE REVIEWED BY PORT AUTHORITY PRIOR TO ORDERING AND CONSTRUCTION.

GENERAL NOTES:
1. IF COMPACTED AGGREGATE SUBSTRATE IS AN OPEN CRUSHED STONE, OPEN GRAVEL, OR OTHER POORLY GRADED FILL WILL BE PLACED OVER OR AGAINST THE SUBGRADE. A SUITABLE SEPERATION GEOTEXTILE (5 OZ./SQ. MINIMUM WEIGHT) SHOULD BE PLACED BELOW AND WRAPPED AROUND THE SIDES OF THE FILL, TO PREVENT MIGRATION OF FINES MATERIAL INTO THE FILL.
2. SHALLOW BOLLARD FOUNDATIONS SHALL HAVE 2\"/>

3	6/10/2022	ISSUED FOR PERMIT
2	7/9/2021	ISSUED FOR BID
1	9/23/2019	REV. PER CLIENT COMMENTS
NO.	DATE	REVISION
SCALE: As Noted		
DATE: 07-03-2019 JOB NO: 16-149		

SECURITY BOLLARD BID NOTES:

- CONTRACTOR TO PROVIDE DETAILED SHOP DRAWINGS INCLUDING, BUT NOT LIMITED TO, ALL BOLLARD, MOUNTING, STRUCTURAL STEEL, REINFORCING, CONCRETE FOOTING AND CONTROLS / CONTROL SYSTEMS INFORMATION, DETAILS AND CALCULATIONS.
- CONTRACTOR'S / MANUFACTURER'S BID PRICING TO INCLUDE ALL THIRD PARTY ENGINEERING SERVICES, CALCULATIONS, REPORTS AND CERTIFICATIONS REQUIRED TO SHOW BOLLARDS MEET K-12 RATING FOR REVIEW BY OWNERSHIP, DESIGN TEAM, PORT AUTHORITY OF NY/NJ AND HOMELAND SECURITY.
- AT ANY LOCATION WHERE FOUNDATION CONFLICT WITH BURIED UTILITY CANNOT BE AVOIDED, THE FOUNDATIONS WILL REQUIRE SUITABLE NOTCHING AND/OR SLEEVING AROUND THE UTILITY, INCLUDING SUITABLE ISOLATION TO AVOID DISRUPTING THEM. SUBJECT TO REVIEW AND APPROVAL BY THE FOUNDATION DESIGNER AND UTILITY OWNER.

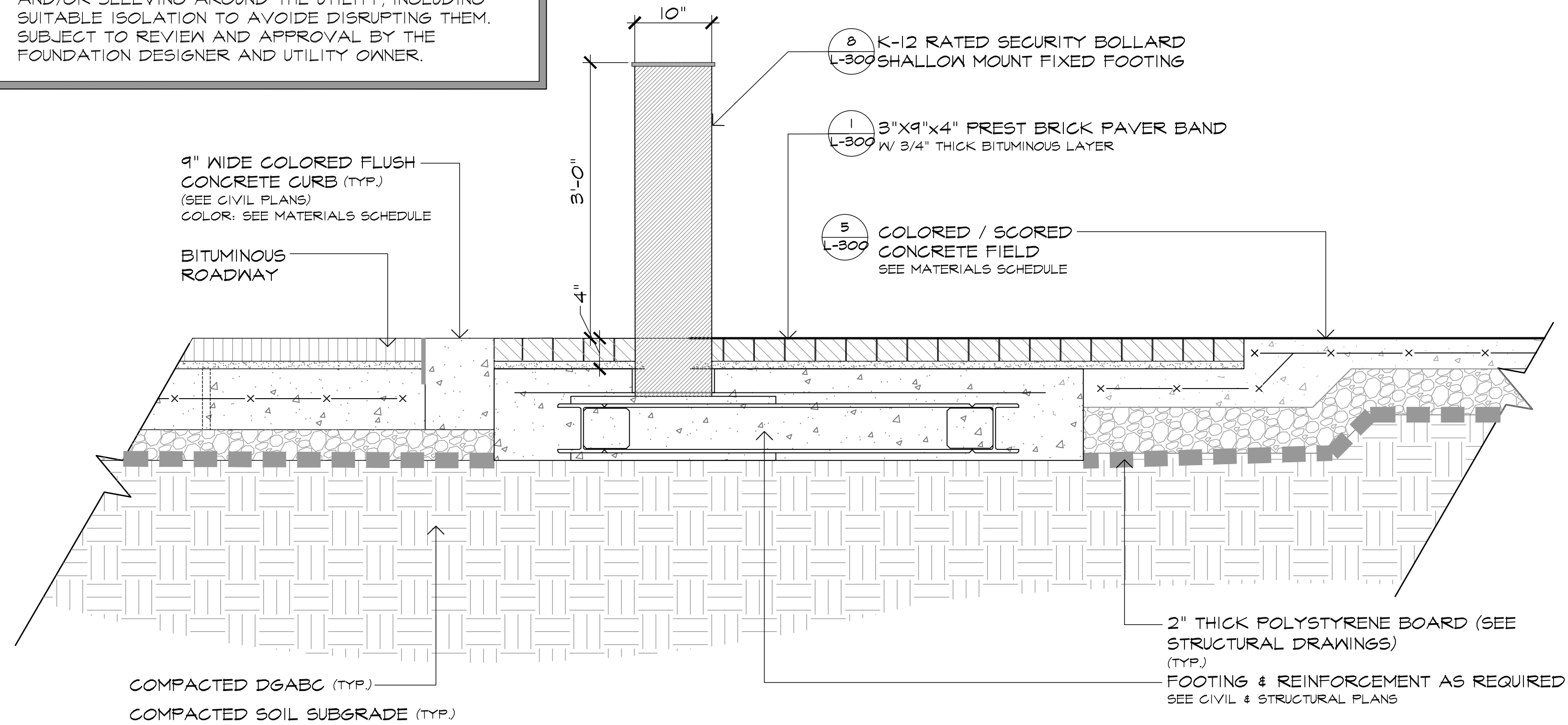
GENERAL NOTES:

- IF COMPACTED AGGREGATE SUBSTRATE IS AN OPEN CRUSHED STONE, OPEN GRAVEL, OR OTHER POORLY GRADED FILL WILL BE PLACED OVER OR AGAINST THE SUBGRADE, A SUITABLE SEPARATION GEOTEXTILE (5 OZ./SQ. MINIMUM WEIGHT) SHOULD BE PLACED BELOW AND WRAPPED AROUND THE SIDES OF THE NEW FILL TO PREVENT MIGRATION OF FINES MATERIAL INTO THE FILL.
- SHALLOW BOLLARD FOUNDATIONS SHALL HAVE 2" THICK POLYSTYRENE BOARD INSTALLED.

SECURITY BOLLARD NOTES:

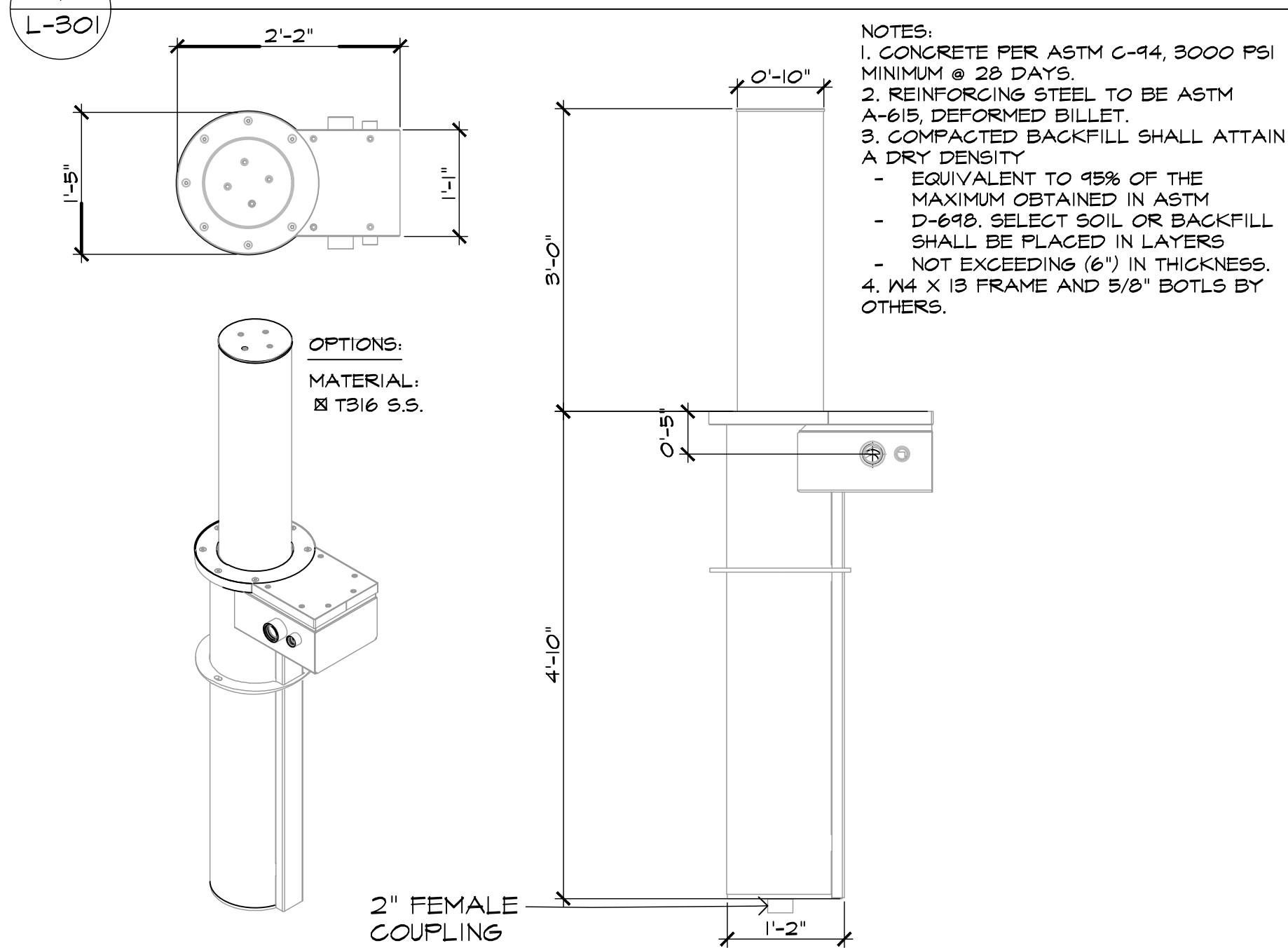
- THIS PRODUCT SHALL COMPLY WITH MSO/K12 CERTIFICATION.
- THIS BOLLARD SHALL BE REVIEWED BY PORT AUTHORITY PRIOR TO ORDERING AND CONSTRUCTION.

NOTES:
FOR PAVERS INSTALLED WITHIN PARK LIMITS, JOINTS SHALL BE MIN 1/8", MAX 1/8" SPACING JOINTS SHALL BE SWEPT WITH POLYMER G SAND. SUBMIT COLOR SAMPLE FOR REVIEW AND APPROVAL.



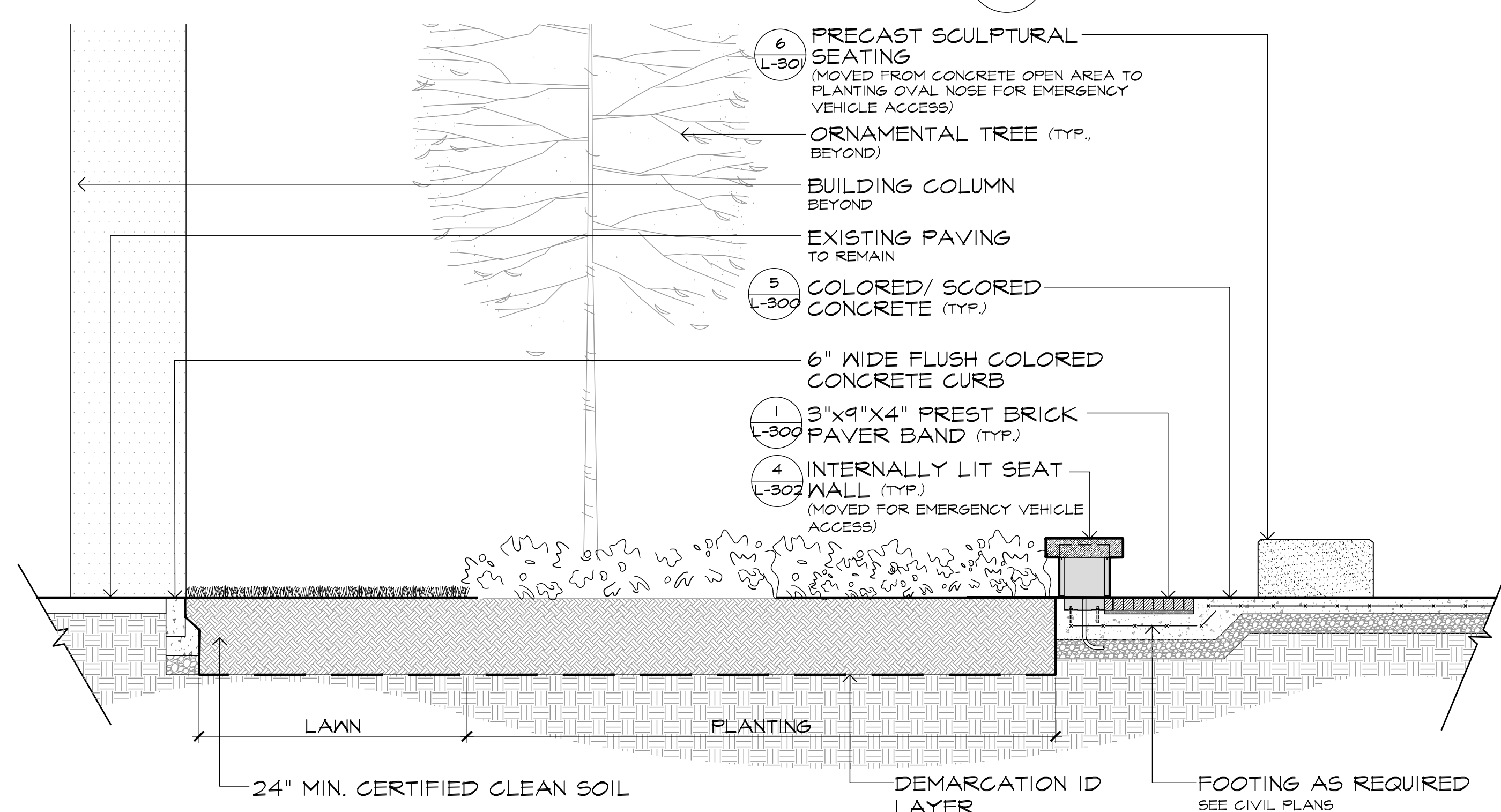
RETAINING WALL & BERMED PLANTING BED

SCALE: 1" = 1'-0"



ENLARGEMENT: AUTOMATED RETRACTABLE BOLLARD

SCALE: 3/4" = 1'-0"

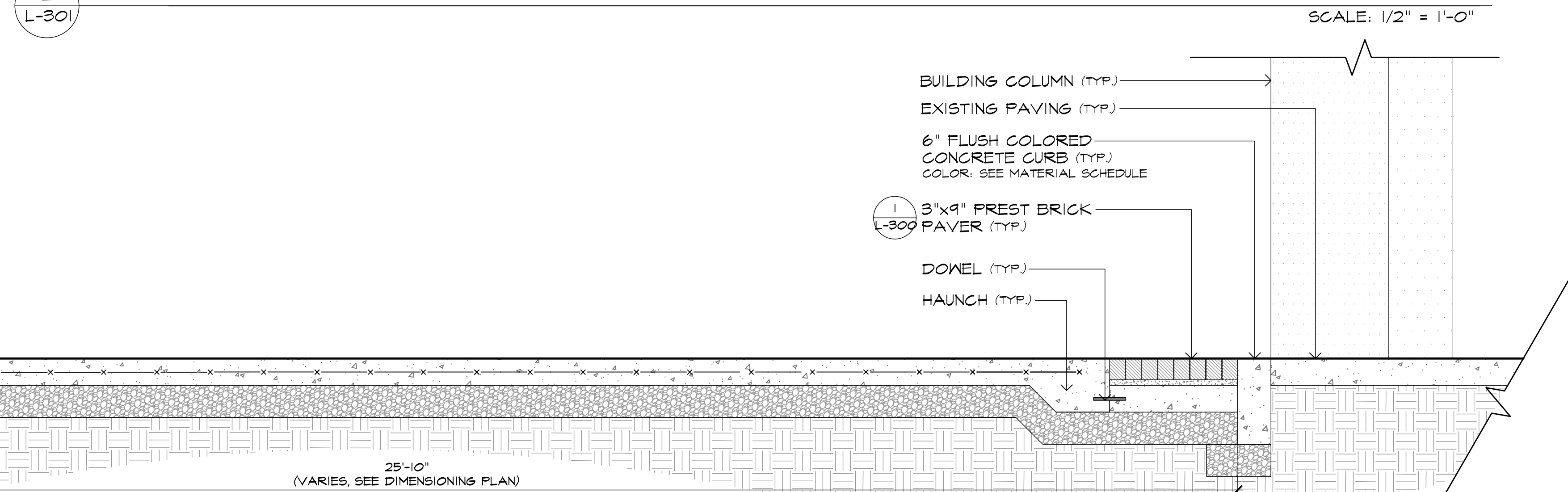


SEATING & PLANTING AREA ADJACENT TO THE PATH STATION

3/8" = 1'-0"

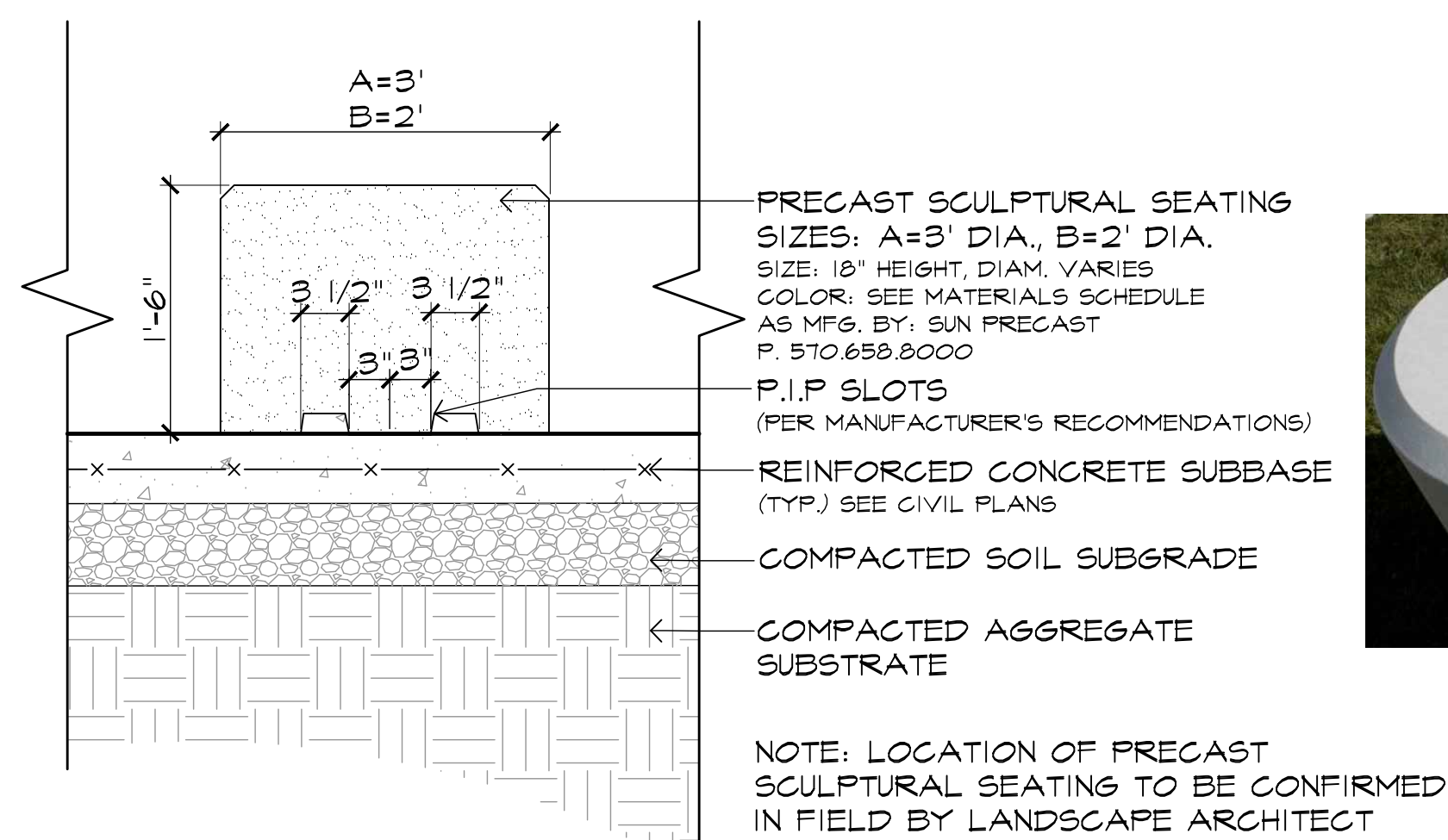
SECURITY WALL PLANTER

SCALE: 1/2" = 1'-0"



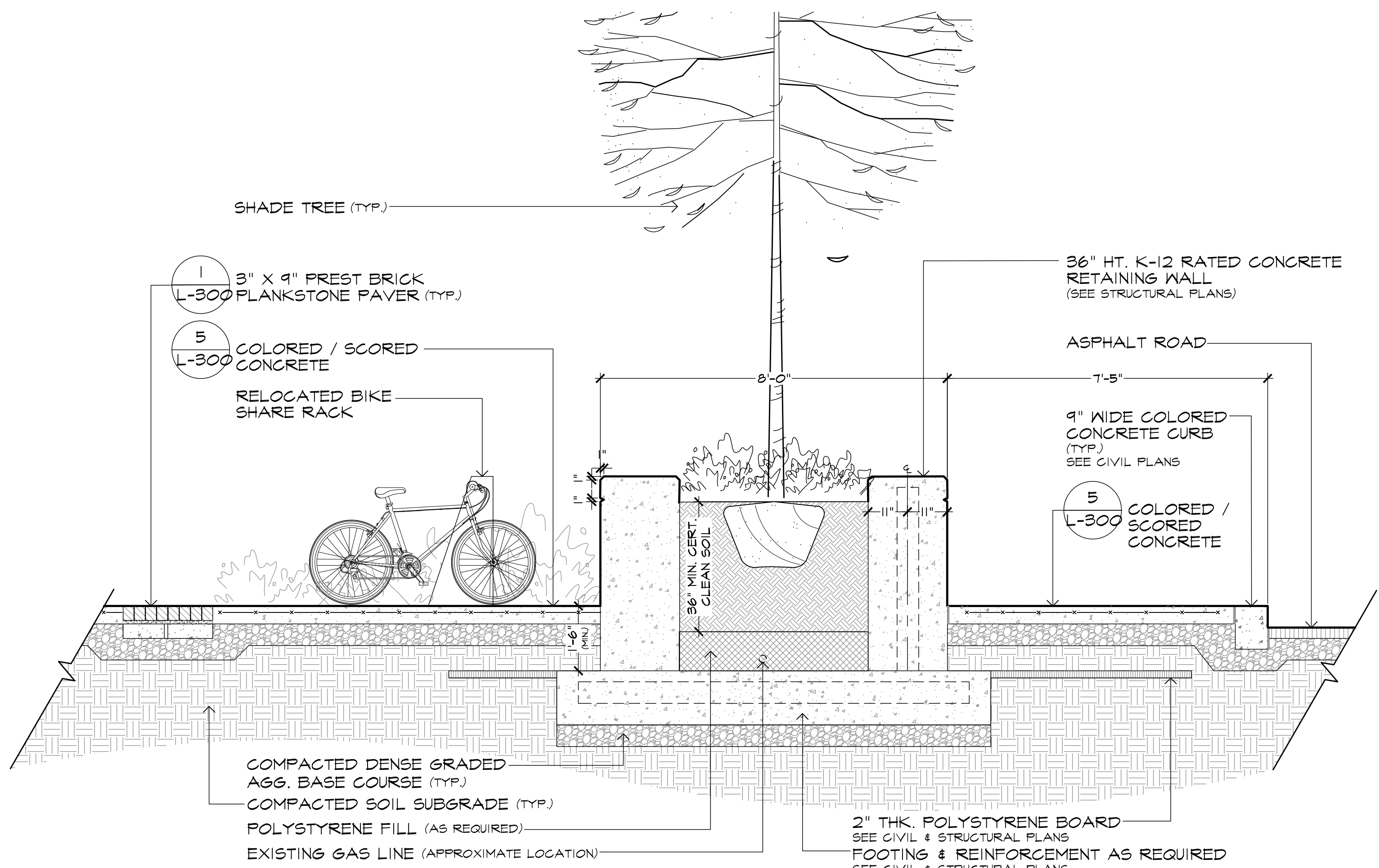
COLORED SCORED CONCRETE WALK

3/4" = 1'-0"



PRECAST CONCRETE SEATING

3/8" = 1'-0"



Site Details

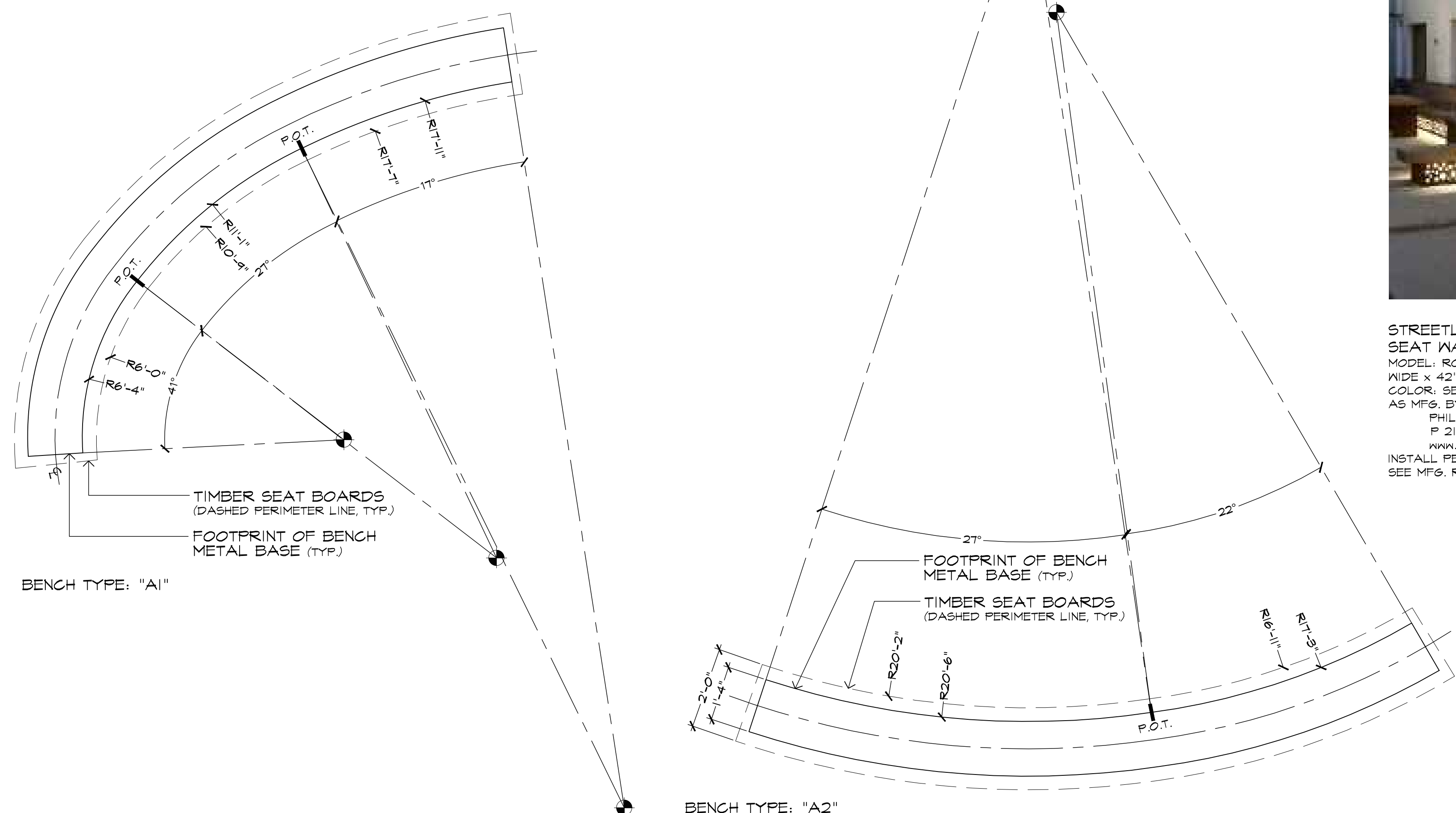
Exchange Place
Jersey City, NJ

MELILLO+BAUER ASSOCIATES
Landscape Architecture
200 Union Avenue
Bridle, New Jersey 08730
T 732.528.0664
F 732.528.1077
www.melilloandbauer.com

THOMAS S. CARMAN
NJ LICENSED LANDSCAPE ARCHITECT #A500774

3	6/10/2022	ISSUED FOR PERMIT
2	7/9/2021	ISSUED FOR BID
1	9/3/2019	REV. PER CLIENT COMMENTS
NO.	DATE	REVISION
SCALE: As Noted		
DATE: 07-03-2019 JOB NO.: 16149		

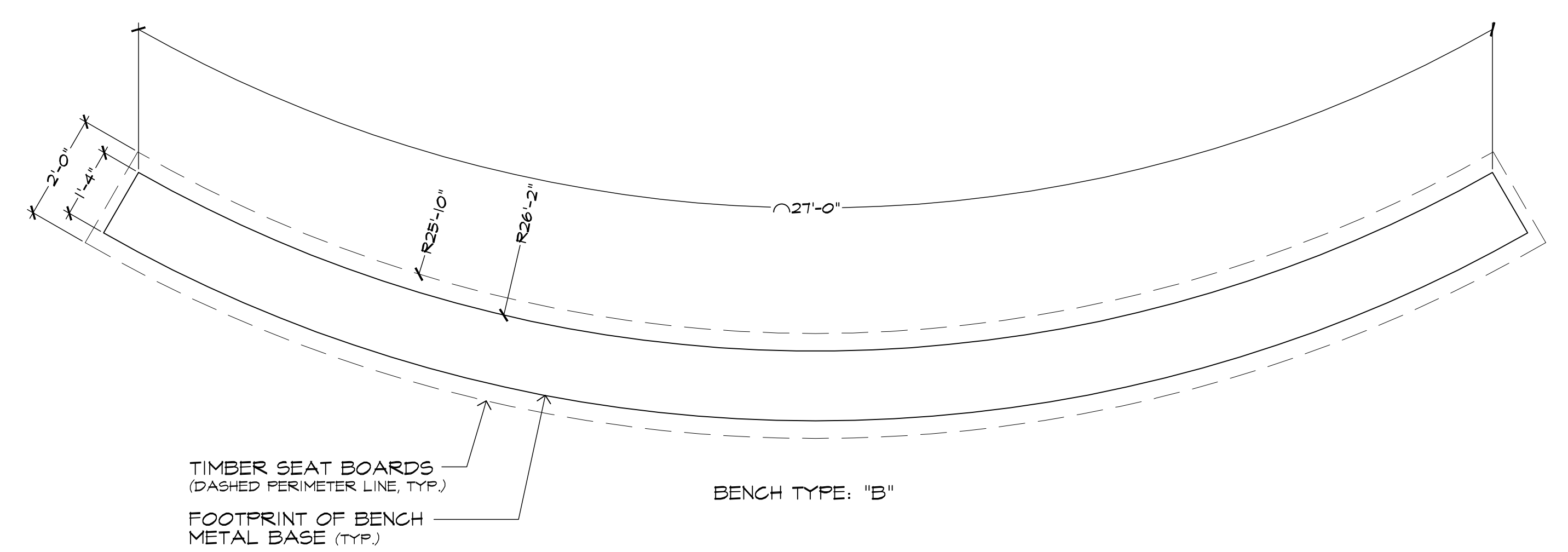
DRAWING NO.
L-301



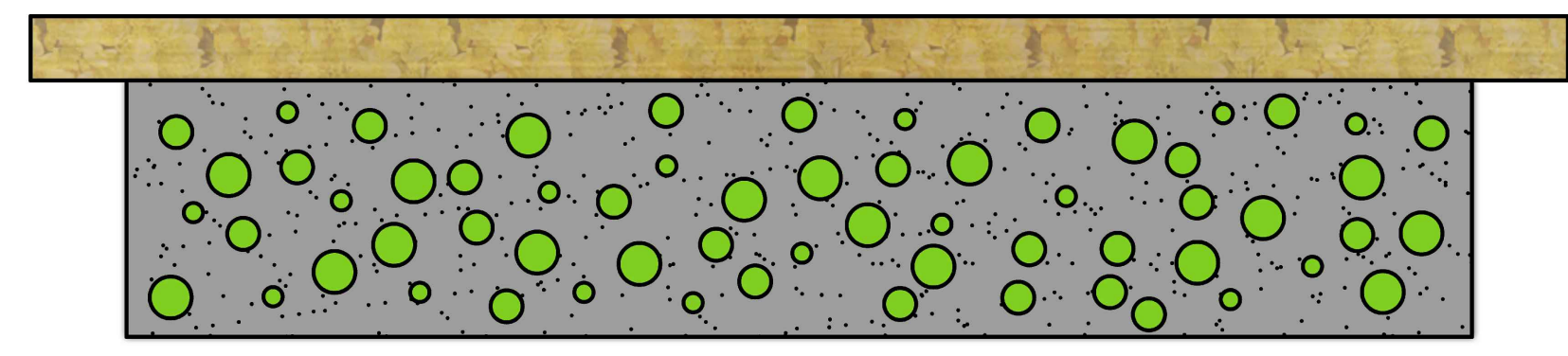
1 L-302 STREETLIFE BENCH @ OVAL SEATING "TYPE A" - DIMENSIONING PLAN



STREETLIFE INTERNALLY LIT SEAT WALL @ OVAL SEATING
 MODEL: ROUGH & READY CURVED SEAT WALL SIZE: 24" WIDE x 42" HT
 COLOR: SEE MATERIALS SCHEDULE AS MFG. BY: STREETLIFE
 PHILADELPHIA, PA P 215.247.0148
 www.streetlife.nl
 INSTALL PER MFG. RECOMMENDATIONS. SEE MFG. RECOMMENDATIONS FOR CARE & MAINTENANCE

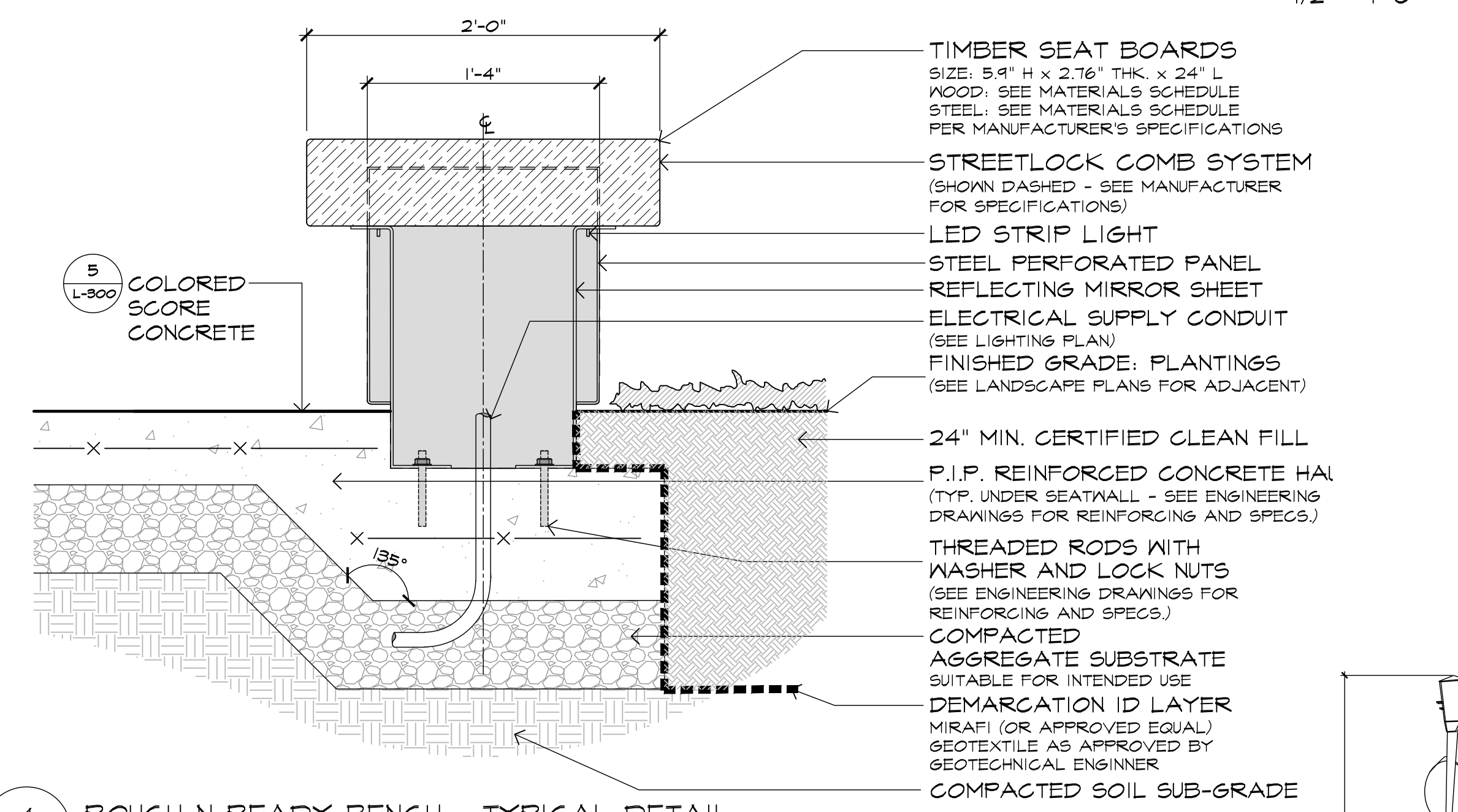


2 L-302 STREETLIFE BENCH - CURVED BENCH "TYPE B"

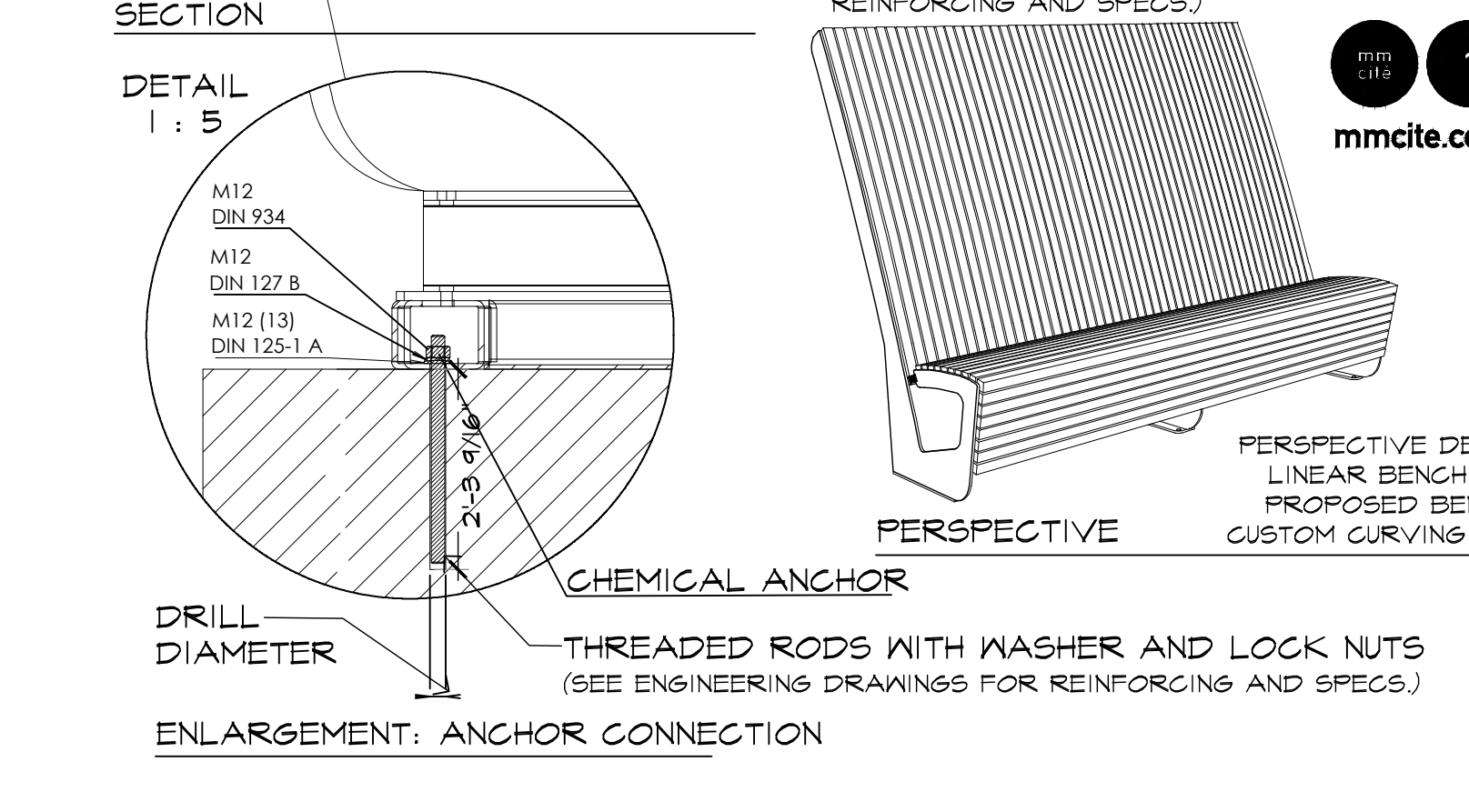
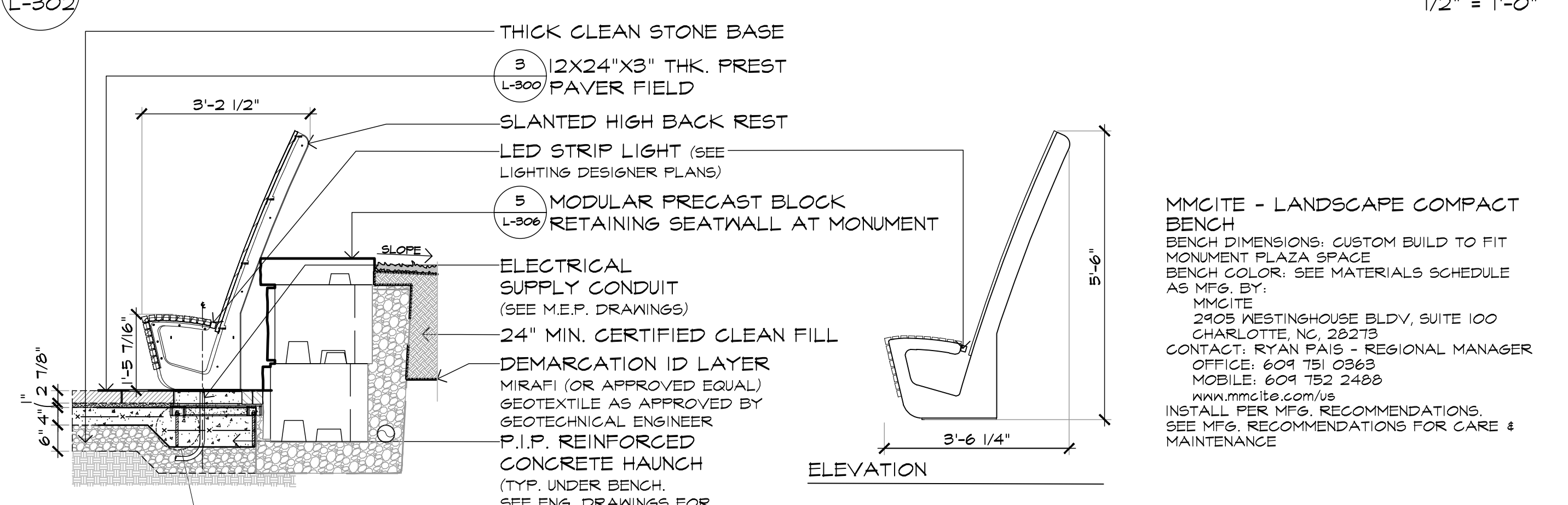


STREETLIFE SEAT WALL @ PLAY AREA: BENCH TYPE "C"
 MODEL: ROUGH & READY STRAIGHT SEAT WALL
 SIZE: 24" WIDE x 42" HT
 PLANTER COLOR: SEE MATERIALS SCHEDULE AS MFG. BY:
 ROUGH & READY
 PHILADELPHIA, PA P 215.247.0148
 www.streetlife.nl
 INSTALL PER MFG. RECOMMENDATIONS. SEE MFG. RECOMMENDATIONS FOR CARE & MAINTENANCE

3 L-302 ROUGH N READY - WOOD TOP SEATING - PLAY AREA - TYPE "C" NTS



4 L-302 ROUGH N READY BENCH - TYPICAL DETAIL

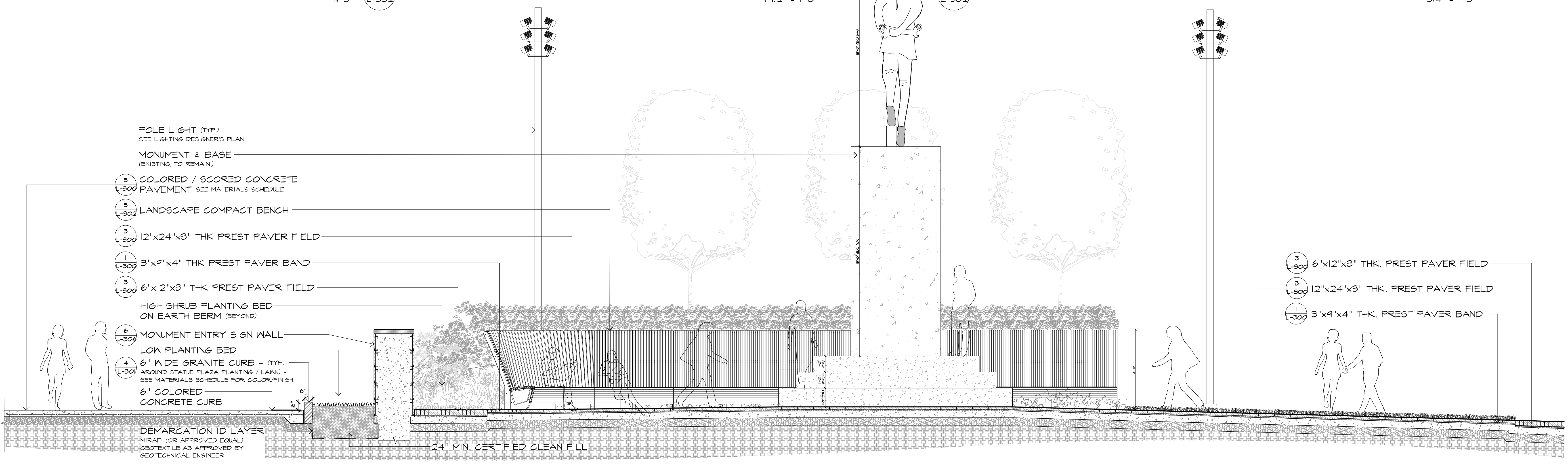


5 L-302 LANDSCAPE COMPACT BENCH



PRODUCT IMAGE

MMCITE - LANDSCAPE COMPACT BENCH
 BENCH DIMENSIONS: CUSTOM BUILT TO FIT MONUMENT PLAZA SPACE
 BENCH COLOR: SEE MATERIALS SCHEDULE AS MFG. BY:
 MMCITE
 2405 WESTINGHOUSE BLDV, SUITE 100
 CHARLOTTE, NC 28273
 CONTACT: RYAN PAIS - REGIONAL MANAGER
 OFFICE: 604.781.0368
 MOBILE: 604.782.2488
 www.mmcite.com/us
 INSTALL PER MFG. RECOMMENDATIONS. SEE MFG. RECOMMENDATIONS FOR CARE & MAINTENANCE



6 L-302 MONUMENT CIRCLE WITH BERMED PLANTING & LANDSCAPE COMPACT BENCH

Site Details

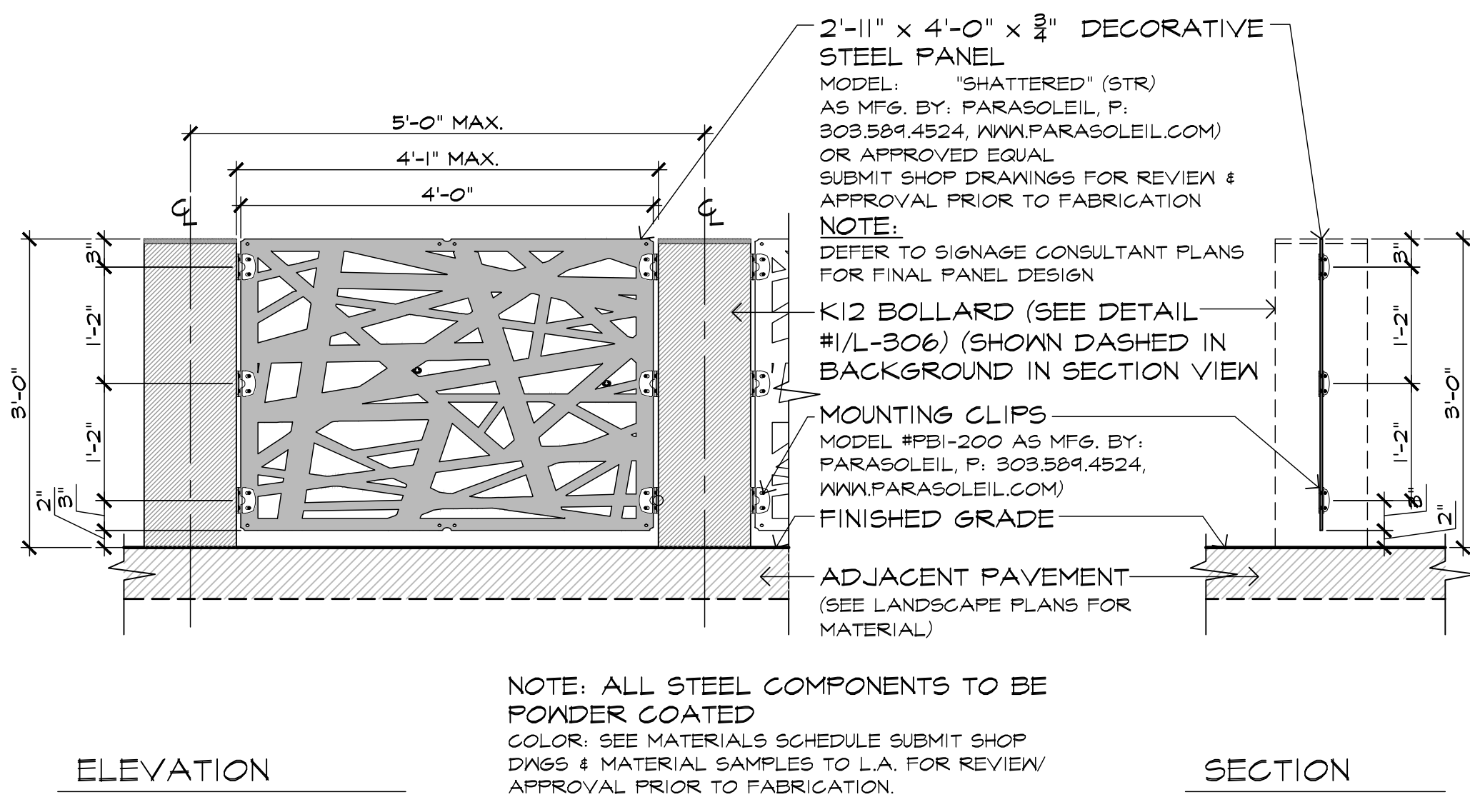
Exchange Place
 Jersey City, NJ



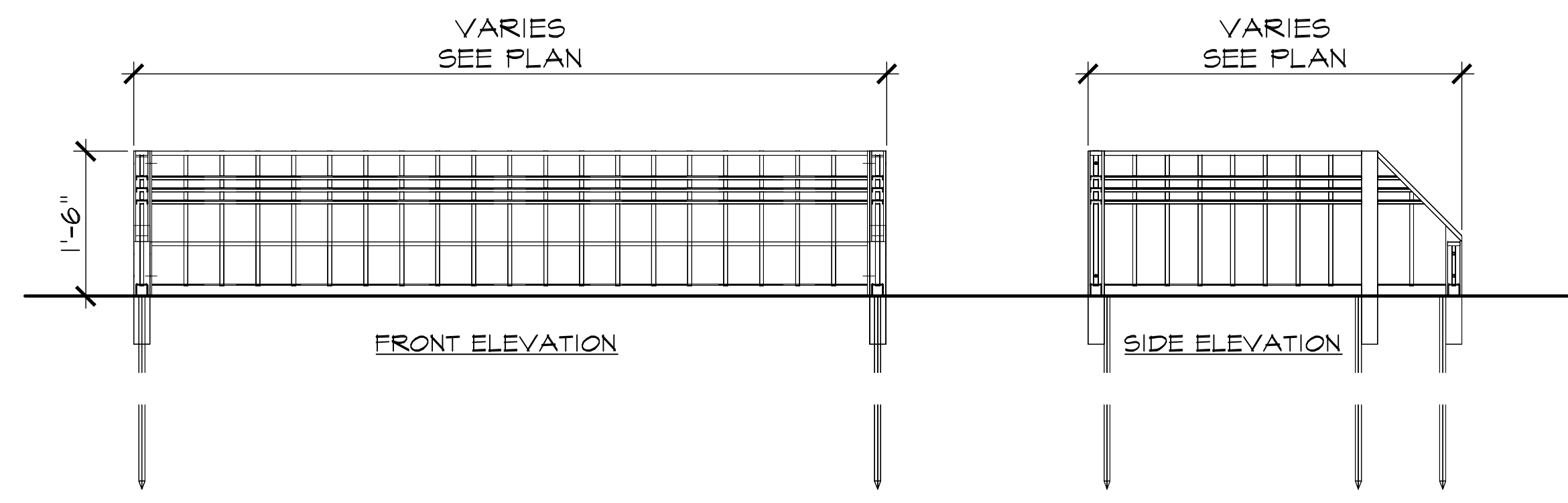
THOMAS S. CARMAN
 NJ LICENSED LANDSCAPE ARCHITECT #AS0774

3	6/10/2022	ISSUED FOR PERMIT
2	7/9/2021	ISSUED FOR BID
1	9/3/2019	REV. PER CLIENT COMMENTS
NO.	DATE	REVISION
SCALE: As Noted		
DATE: 07-03-2019 JOB NO.: 16149		

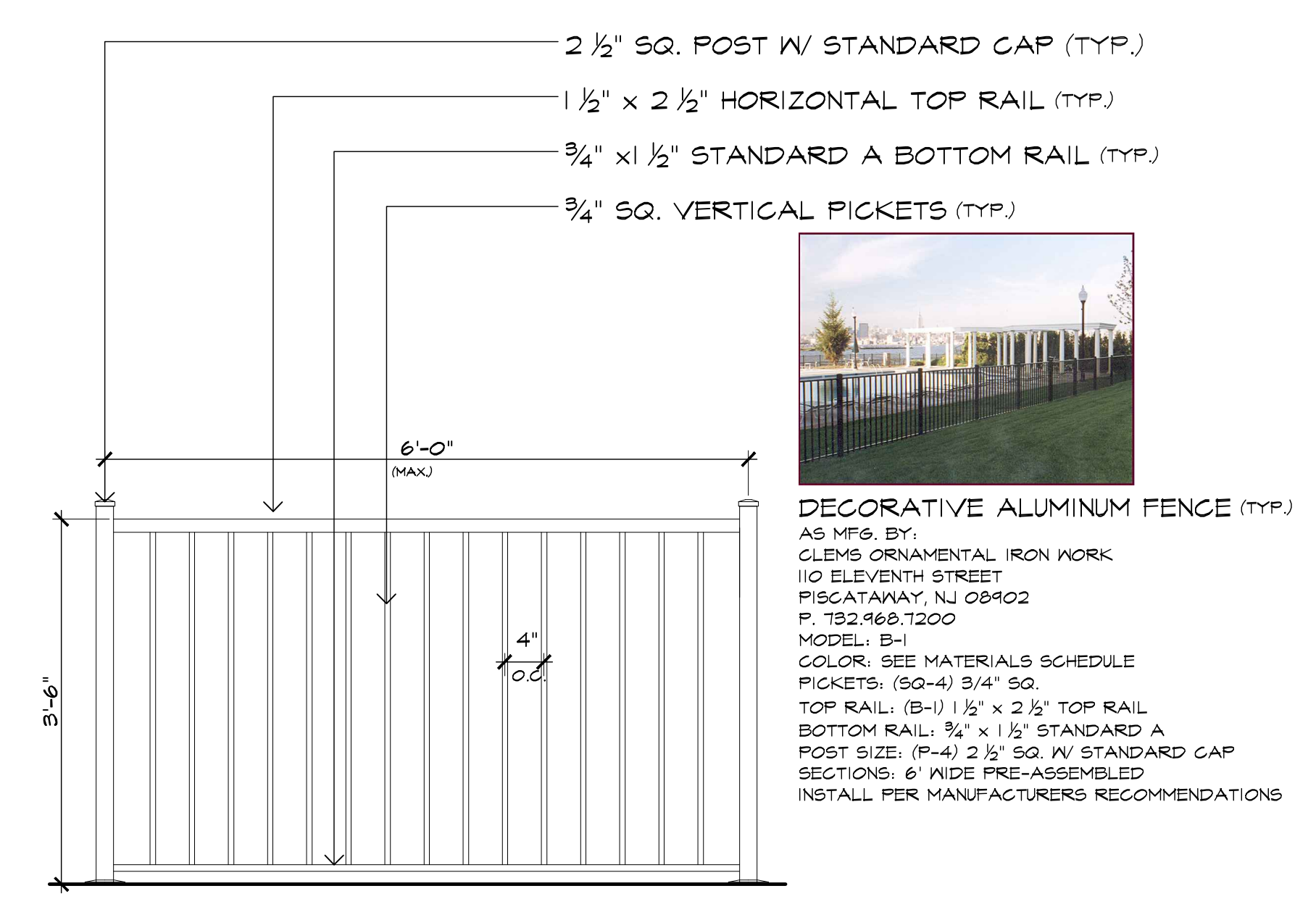
DRAWING NO. L-302



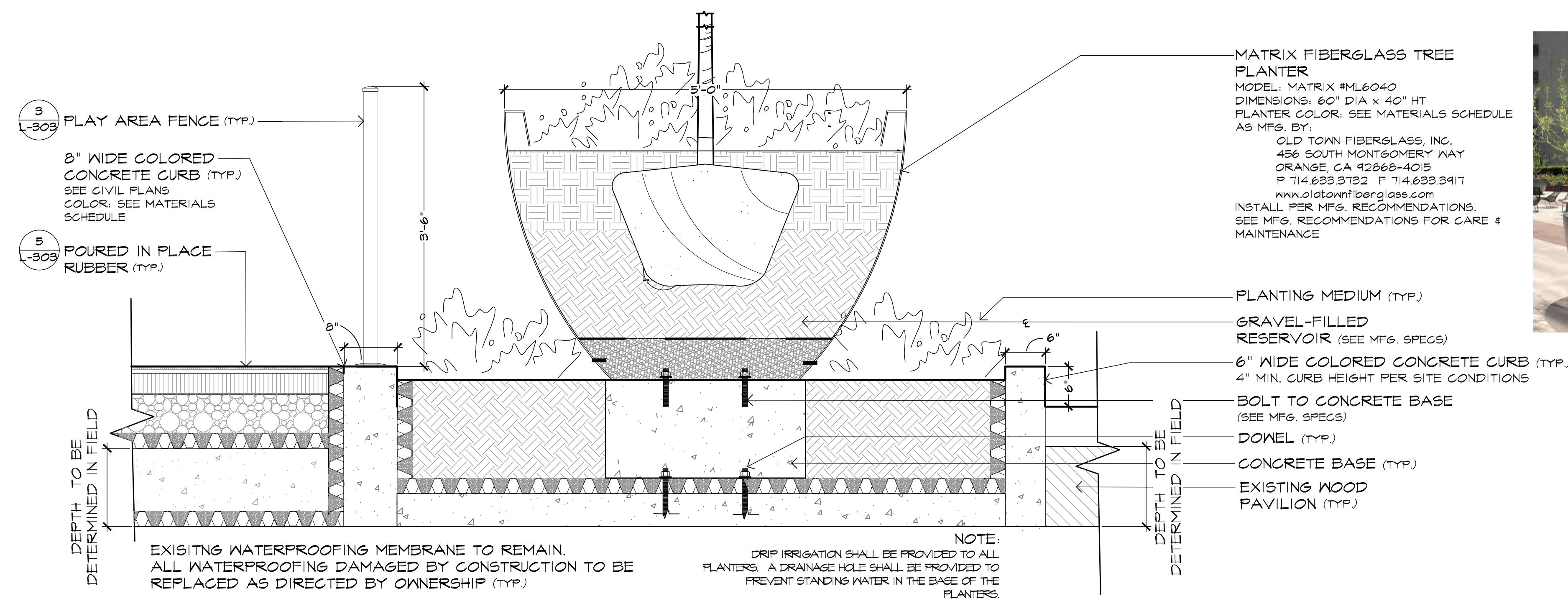
1 PEDESTRIAN BARRIER - DECORATIVE PANEL
 L-303 SCALE: 3/4" = 1'-0"



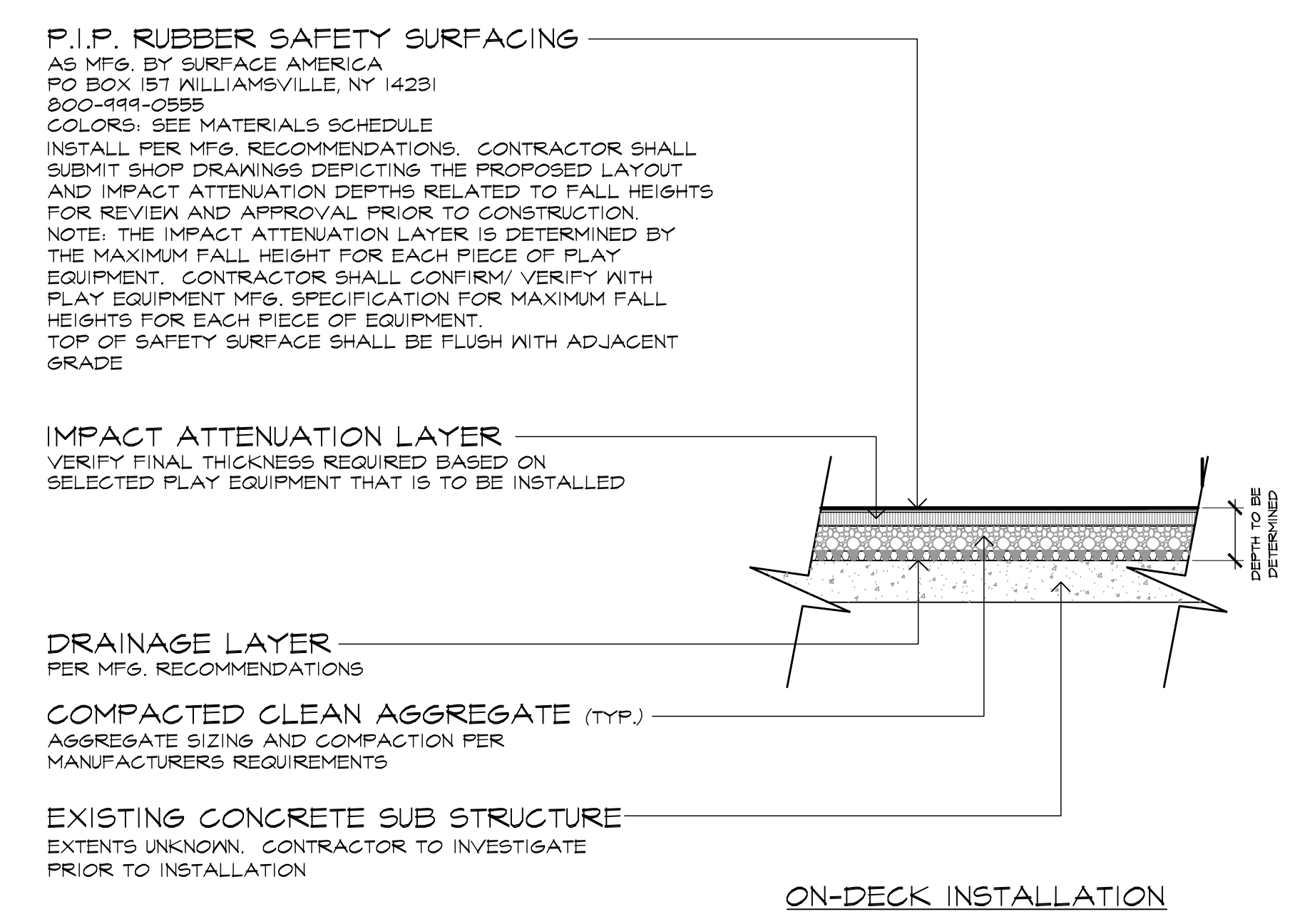
2 PLANTER BARRIER
 L-303 SCALE: 3/4" = 1'-0"



3 PLAY AREA FENCE
 L-303 SCALE: 3/4" = 1'-0"



4 PLANTING BED & FENCE AT PLAYGROUND AREA
 L-303 SCALE: 1" = 1'-0"



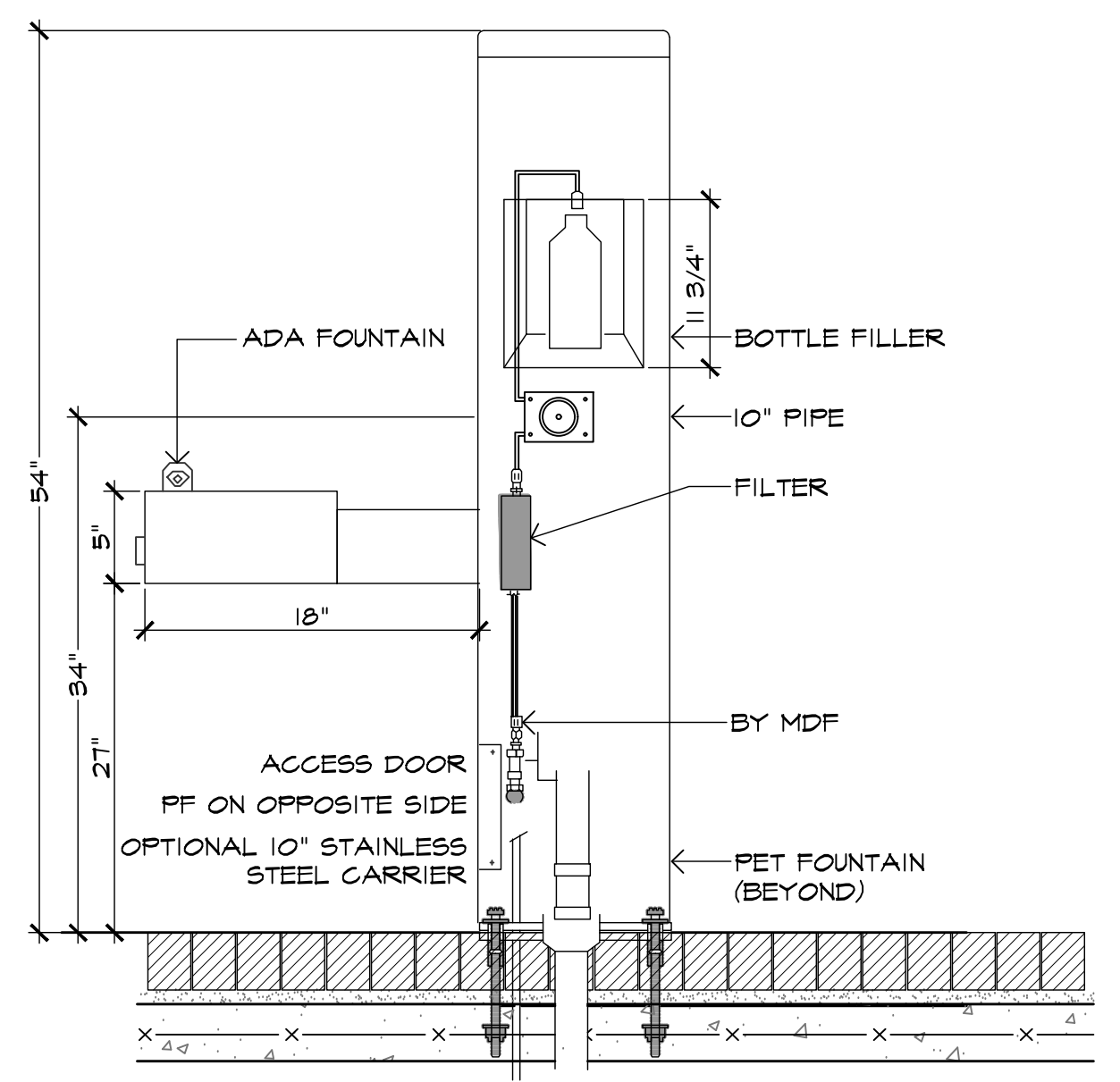
5 SAFETY SURFACING
 L-303 SCALE: 3/8" = 1'-0"



6 BIKE RACK
 MODEL: F6P COLOR: SEE MATERIALS SCHEDULE MOUNTING: EMBEDDED SIZE: 30" L x 18" W x 32" H AS MFG. BY: LANDSCAPE FORMS P. 800.492.6209 AS DIST. BY: ARISTEIA METRO P. 908.346.0411
 INSTALL PER MANUFACTURER RECOMMENDATIONS. SUBMIT SHOP DRAWINGS FOR REVIEW AND APPROVAL PRIOR TO FABRICATION.



7 DOG FOUNTAIN & BOTTLE FILLING STATION
 MODEL: 101555M COLOR: SEE MATERIALS SCHEDULE AS MFG BY: MOST DEFENDIBLE FOUNTAINS P. 901.861.0034
 INSTALL ACCORDING TO MFG. RECOMMENDATIONS. SURFACE MOUNT W/ STAINLESS STEEL SURFACE CARRIER RECESSED HOSE BIBS AND LOCK BOX OPTION FOOTINGS AS REQUIRED. INSTALL FOOTINGS BENEATH PAVERS. WINTERIZE PER MFG. RECOMMENDATIONS.

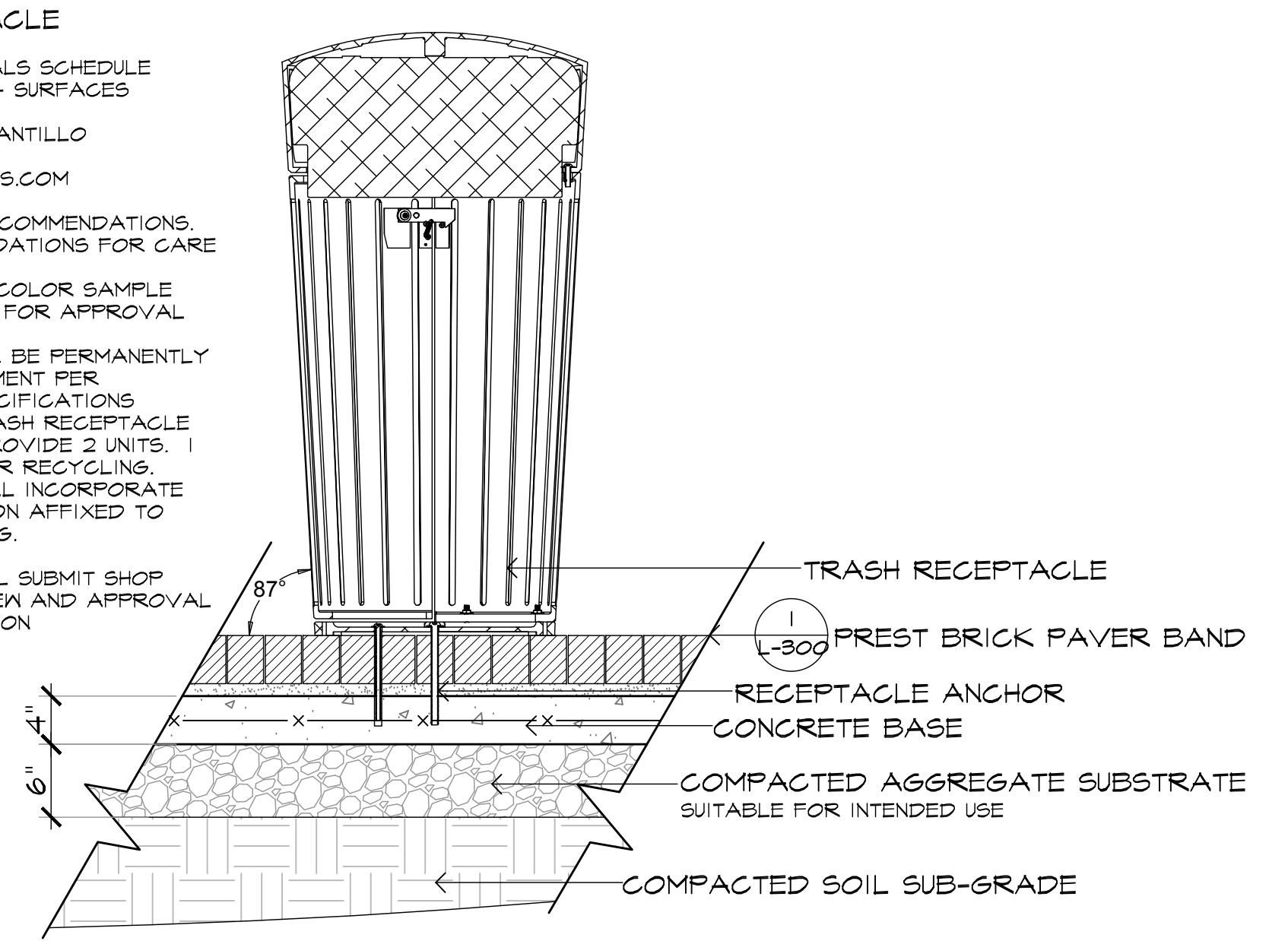


7 DOG FOUNTAIN & BOTTLE FILLING STATION
 L-303 SCALE: 1" = 1'-0"



8 TRASH RECEPTACLE
 MODEL: DISPATCH COLOR: SEE MATERIALS SCHEDULE AS MFG BY: FORMS + SURFACES P. 800.451.0410 CONTACT: MELANIE TANTILLO P. 261.444.9491 WWW.FORMS-SURFACES.COM
 INSTALL PER MFG. RECOMMENDATIONS. SEE MFG. RECOMMENDATIONS FOR CARE & MAINTENANCE. SHOP DRAWINGS & COLOR SAMPLE SHALL BE SUBMITTED FOR APPROVAL PRIOR TO ORDERING. RECEPTACLE SHALL BE PERMANENTLY ANCHORED TO PAVEMENT PER MANUFACTURER'S SPECIFICATIONS. ALL PROPOSED TRASH RECEPTACLE LOCATIONS SHALL PROVIDE 2 UNITS, 1 FOR TRASH AND 1 FOR RECYCLING. RECYCLING UNIT SHALL INCORPORATE RECYCLING MEDALLION AFFIXED TO RECEPTACLE PER MFG. RECOMMENDATIONS. CONTRACTOR SHALL SUBMIT SHOP DRAWINGS FOR REVIEW AND APPROVAL PRIOR TO INSTALLATION.

8 TRASH RECEPTACLE
 L-303 SCALE: 1" = 1'-0"



8 TRASH RECEPTACLE
 L-303 SCALE: 1" = 1'-0"

Site Details

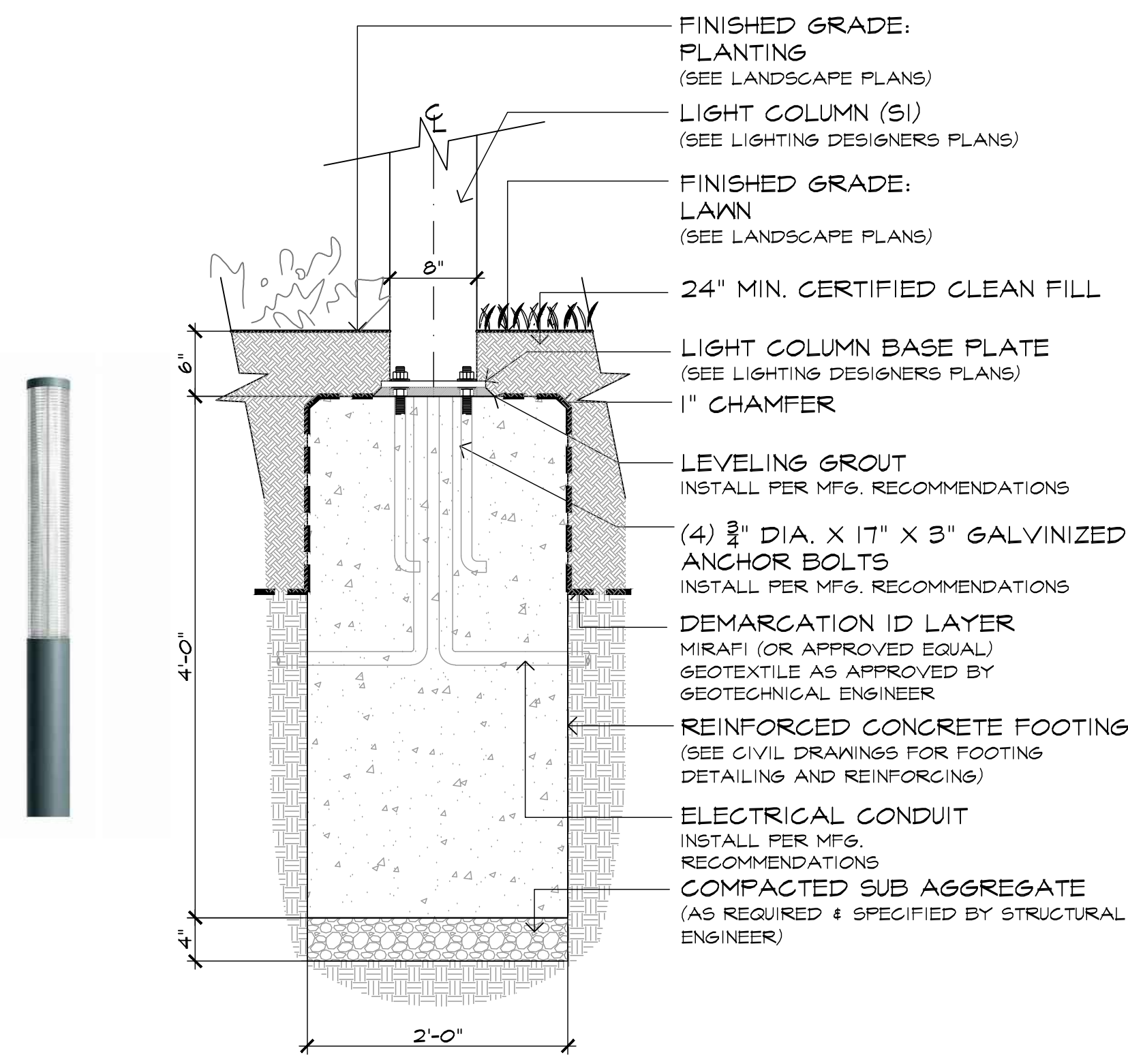
Exchange Place
 Jersey City, NJ

MELILLO+BAUER ASSOCIATES
 Landscape Architecture
 200 Union Avenue
 Basking Ridge, New Jersey 08833
 T 732.528.0644
 F 732.528.1077
 www.melilloandbauer.com

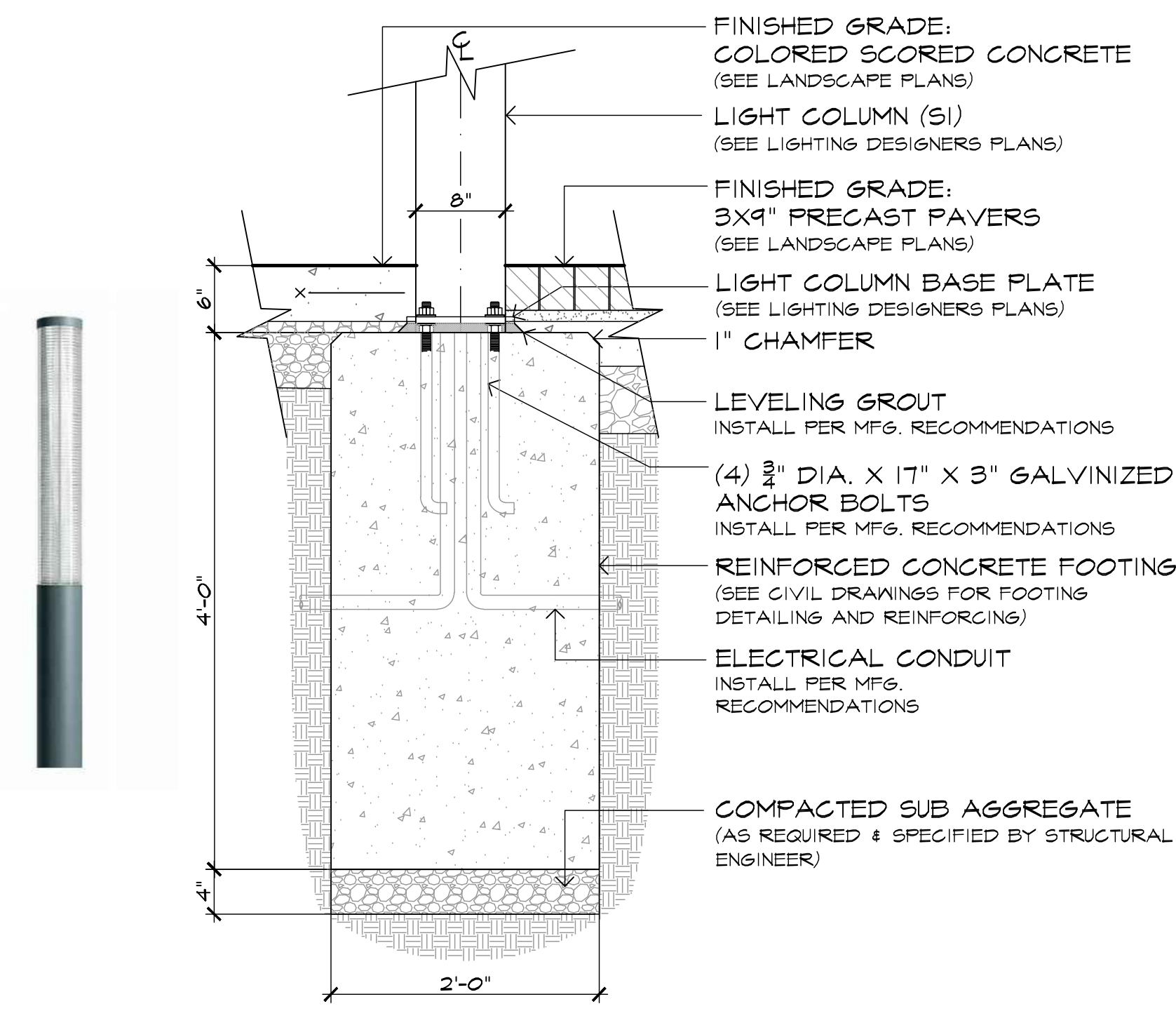
THOMAS S. CARMAN
 NJ LICENSED LANDSCAPE ARCHITECT #AS00774

3	6/10/2022	ISSUED FOR PERMIT
2	7/9/2021	ISSUED FOR BID
1	9/3/2019	REV. PER CLIENT COMMENTS
NO.	DATE	REVISION
SCALE: As Noted		
DATE:	07-03-2019	JOB NO.: 16149

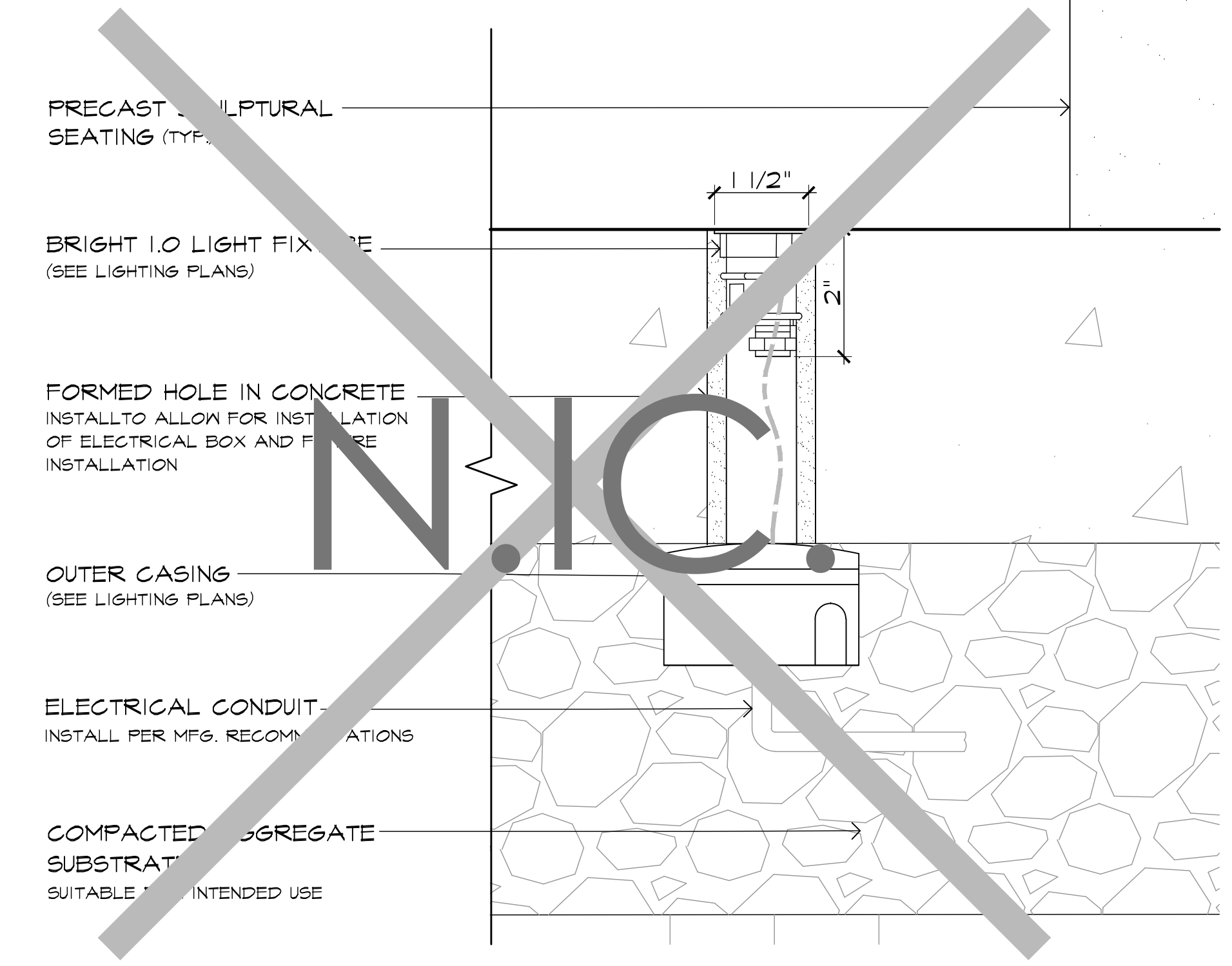
DRAWING NO.
L-303



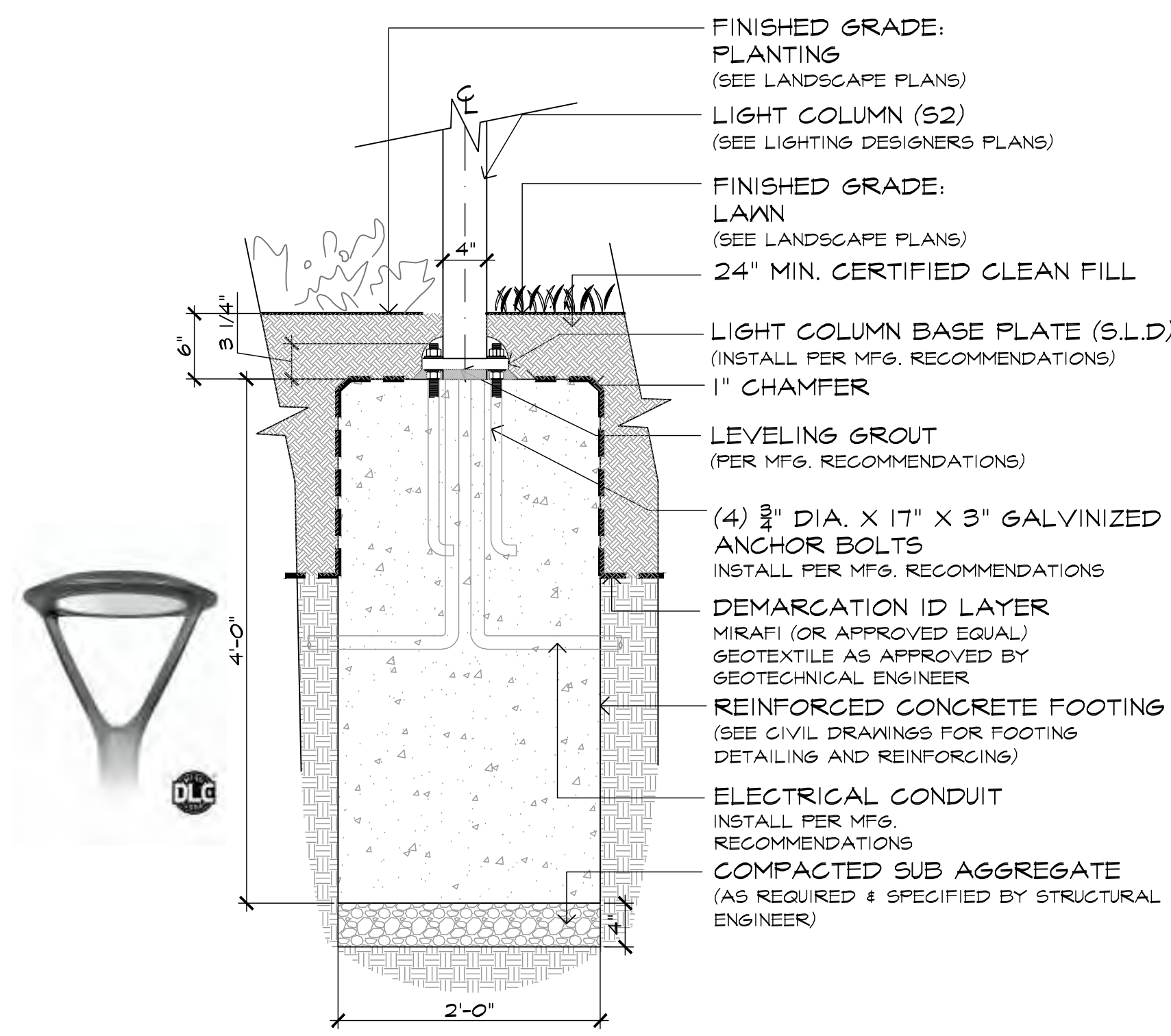
1 COLUMN LED LIGHT (S1): CONDITION "A"
L-304 SCALE: 1" = 1'-0"



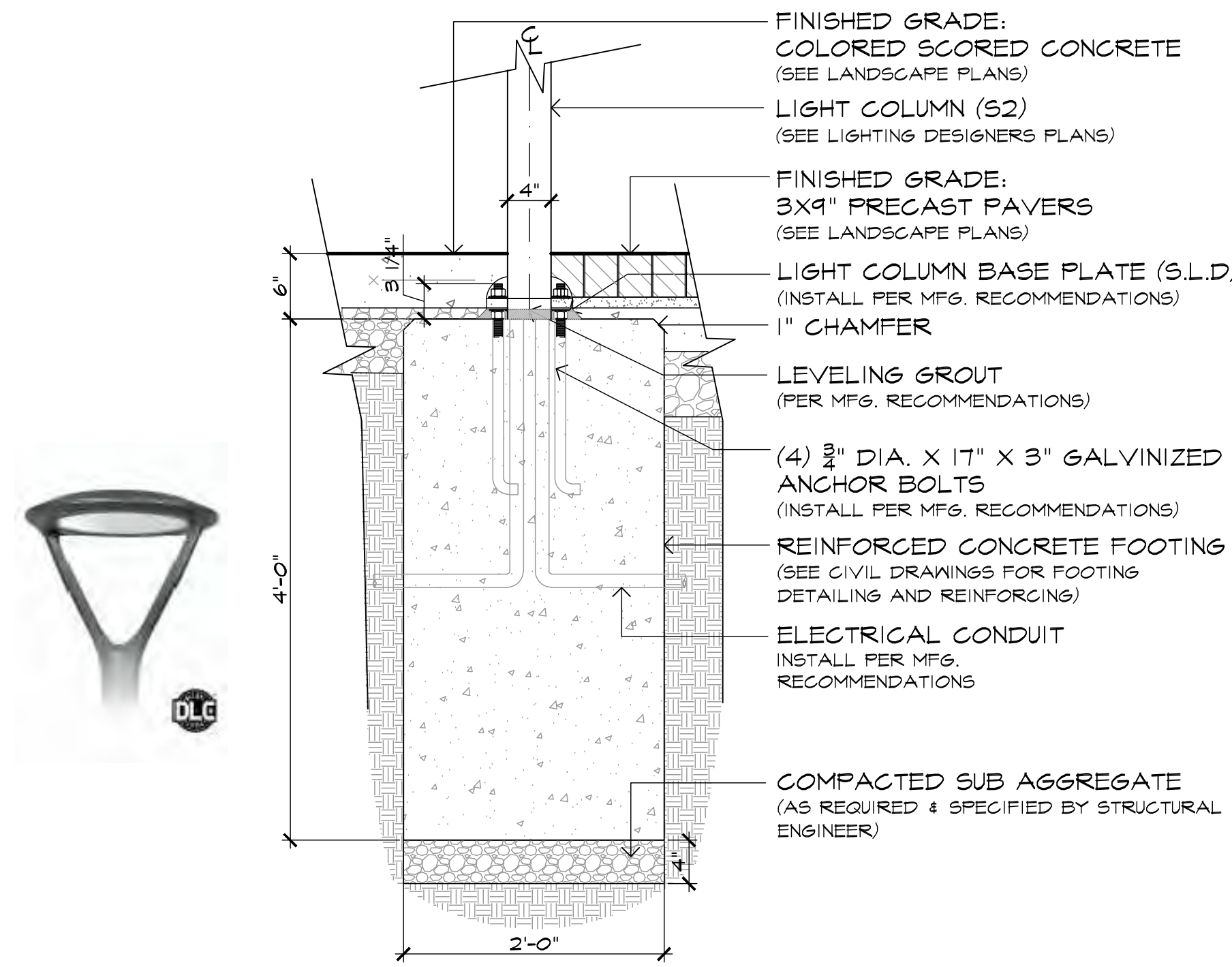
2 COLUMN LED LIGHT (S1): CONDITION "B"
L-304 SCALE: 1" = 1'-0"



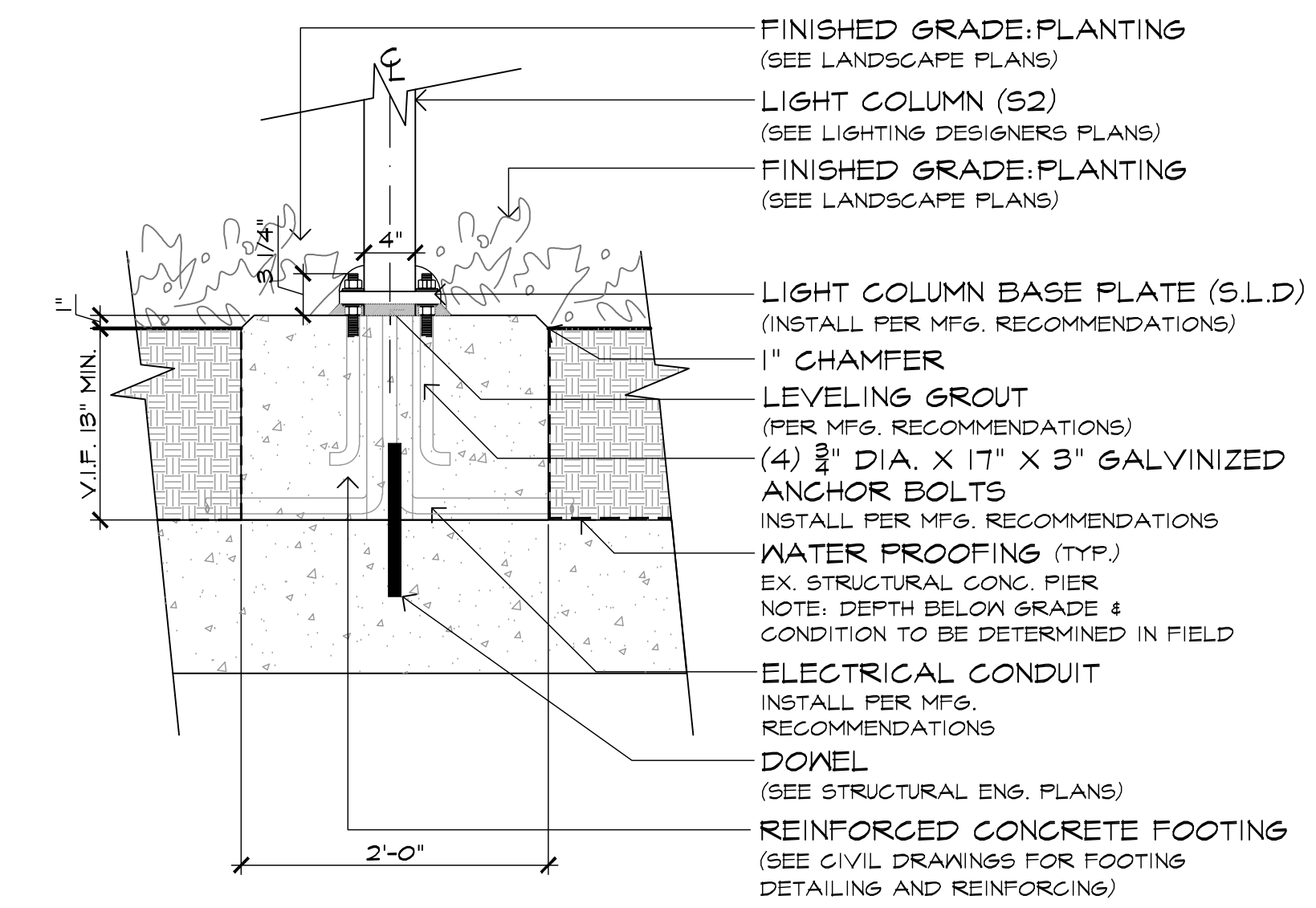
3 BRIGHT LIGHT FIXTURE
L-304 SCALE: 1" = 2'



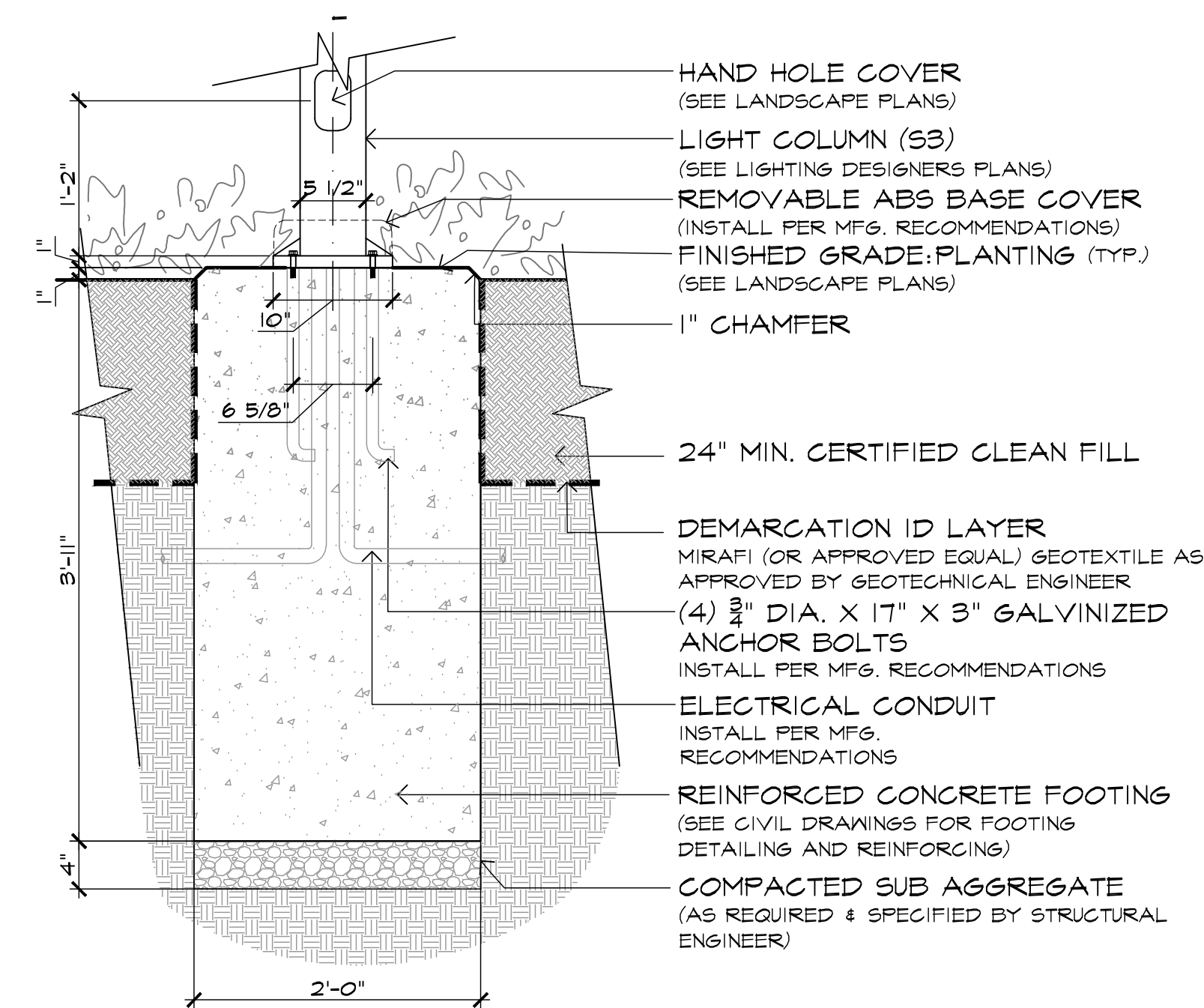
4 POST TOP LIGHT (S2): CONDITION "A"
L-304 SCALE: 1" = 1'-0"



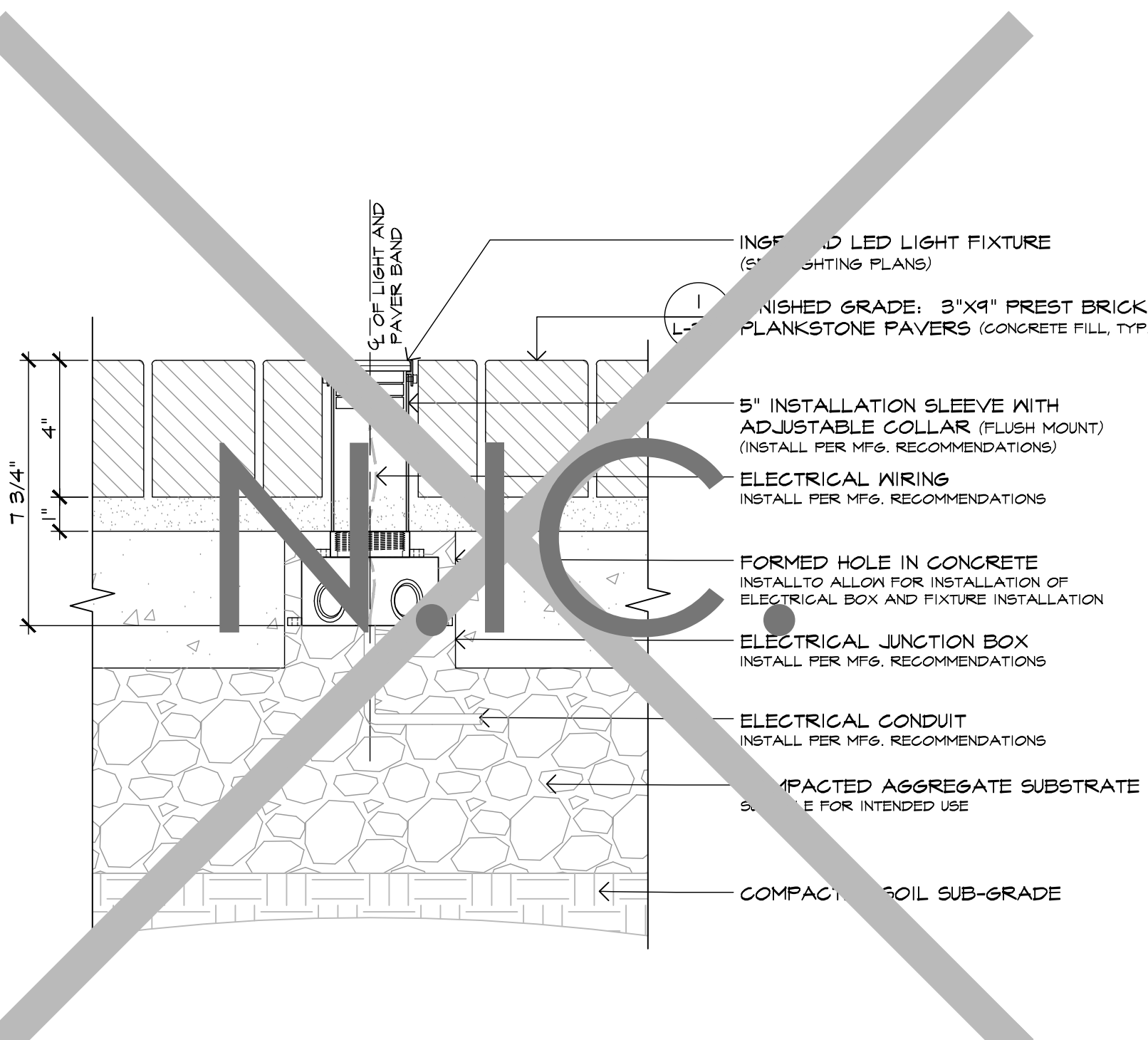
5 POST TOP LIGHT (S2): CONDITION "B"
L-304 SCALE: 1" = 1'-0"



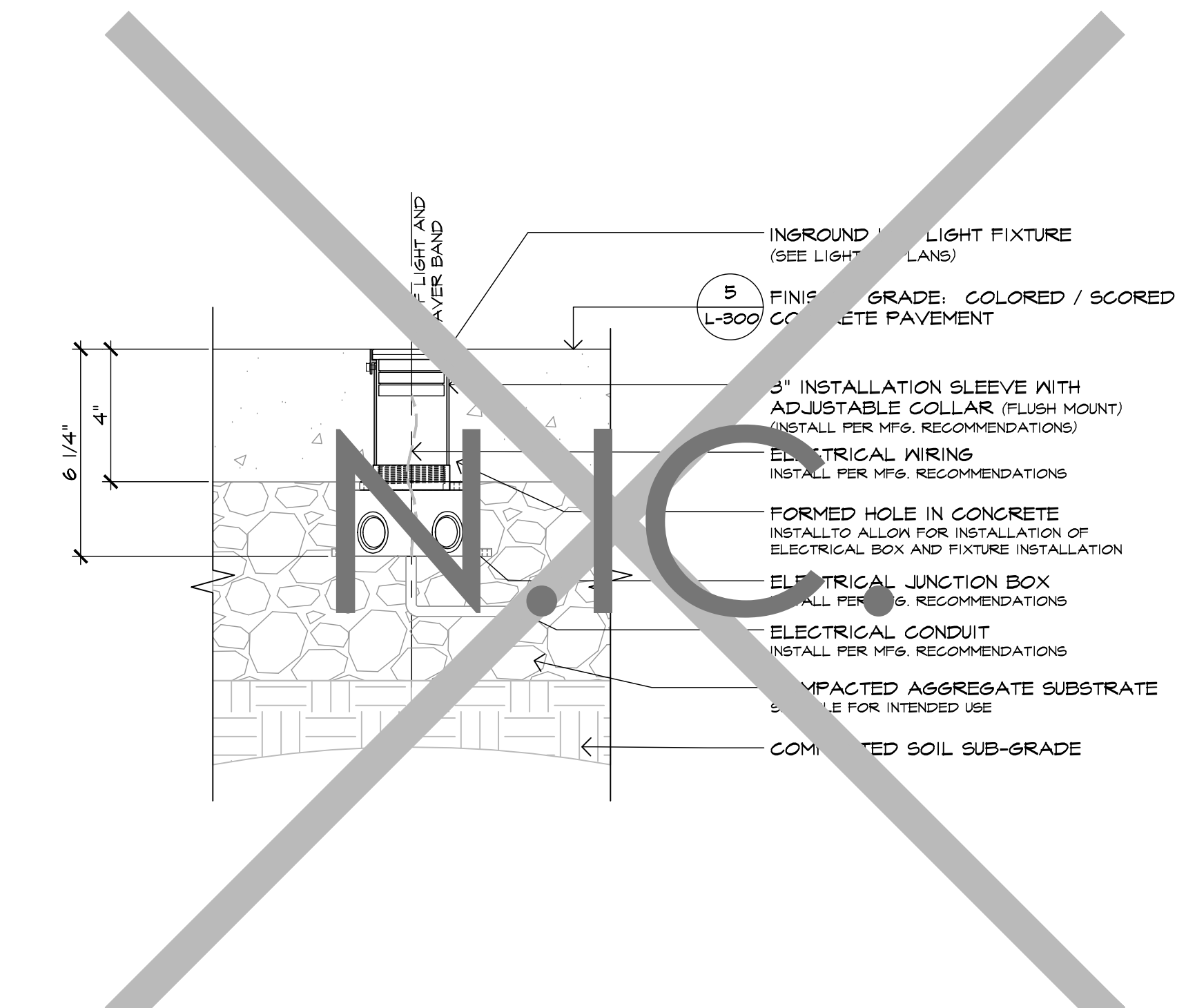
6 POST TOP LIGHT (S2): CONDITION "C"
L-304 SCALE: 1" = 1'-0"



7 ODESSA CLUSTER COLUMN PROJECTOR (S3)
L-304 SCALE: 1" = 1'-0"



8 INGROUND LED FIXTURE (RI) - PAVER INSTALLATION - BASE BID
L-304 SCALE: 3" = 1'



9 INGROUND LED FIXTURE (RI) - CONCRETE PAVE. INSTALLATION - ADD ALT.
L-304 SCALE: 3" = 1'

Site Details

Exchange Place
Jersey City, NJ

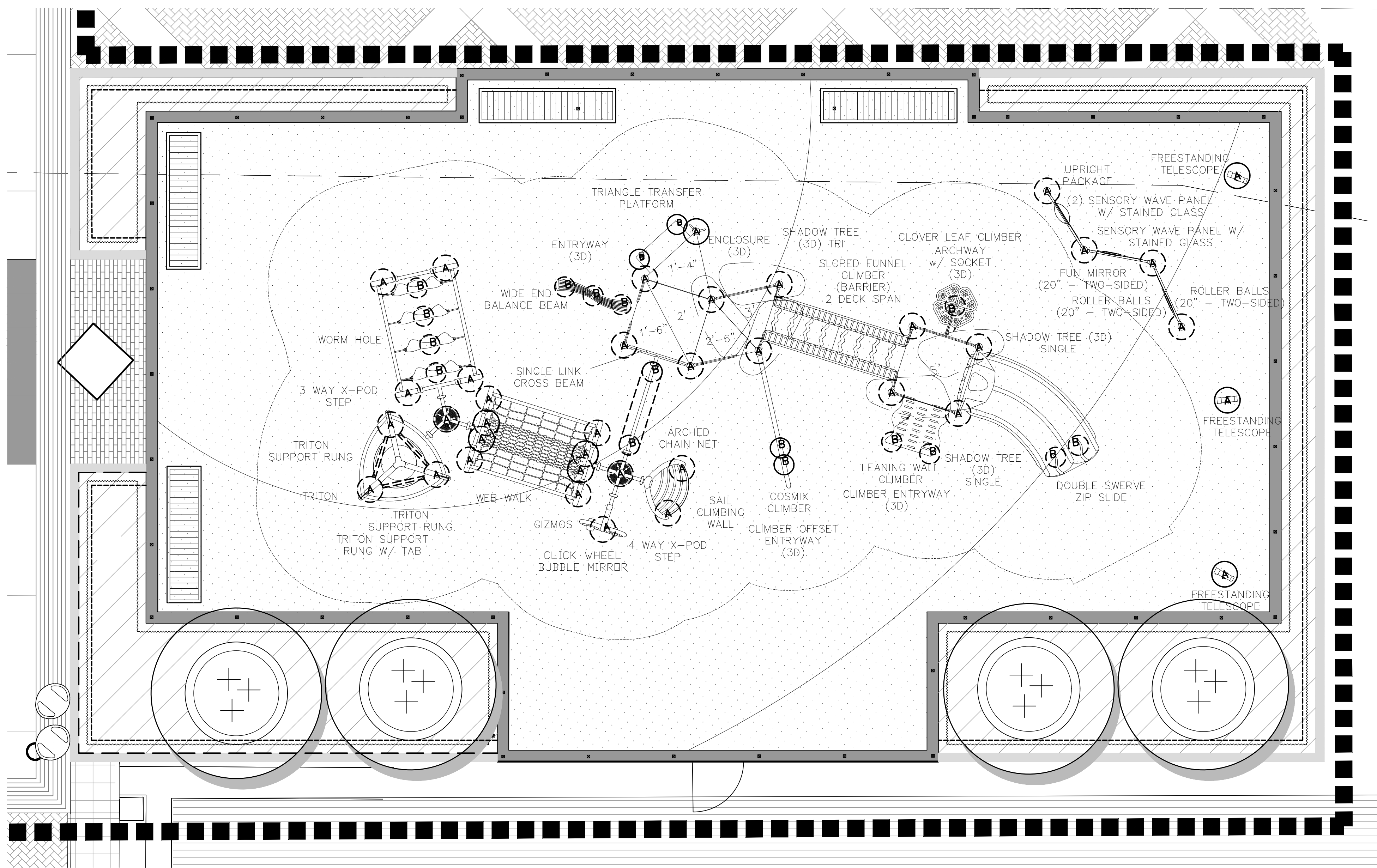


THOMAS S. CARMAN
NJ LICENSED LANDSCAPE ARCHITECT #AS00774

3	6/10/2022	ISSUED FOR PERMIT
2	7/9/2021	ISSUED FOR BID
1	9/3/2019	REV. PER CLIENT COMMENTS
NO. DATE REVISION		
SCALE: As Noted		
DATE: 07-03-2019		JOB NO.: 16149

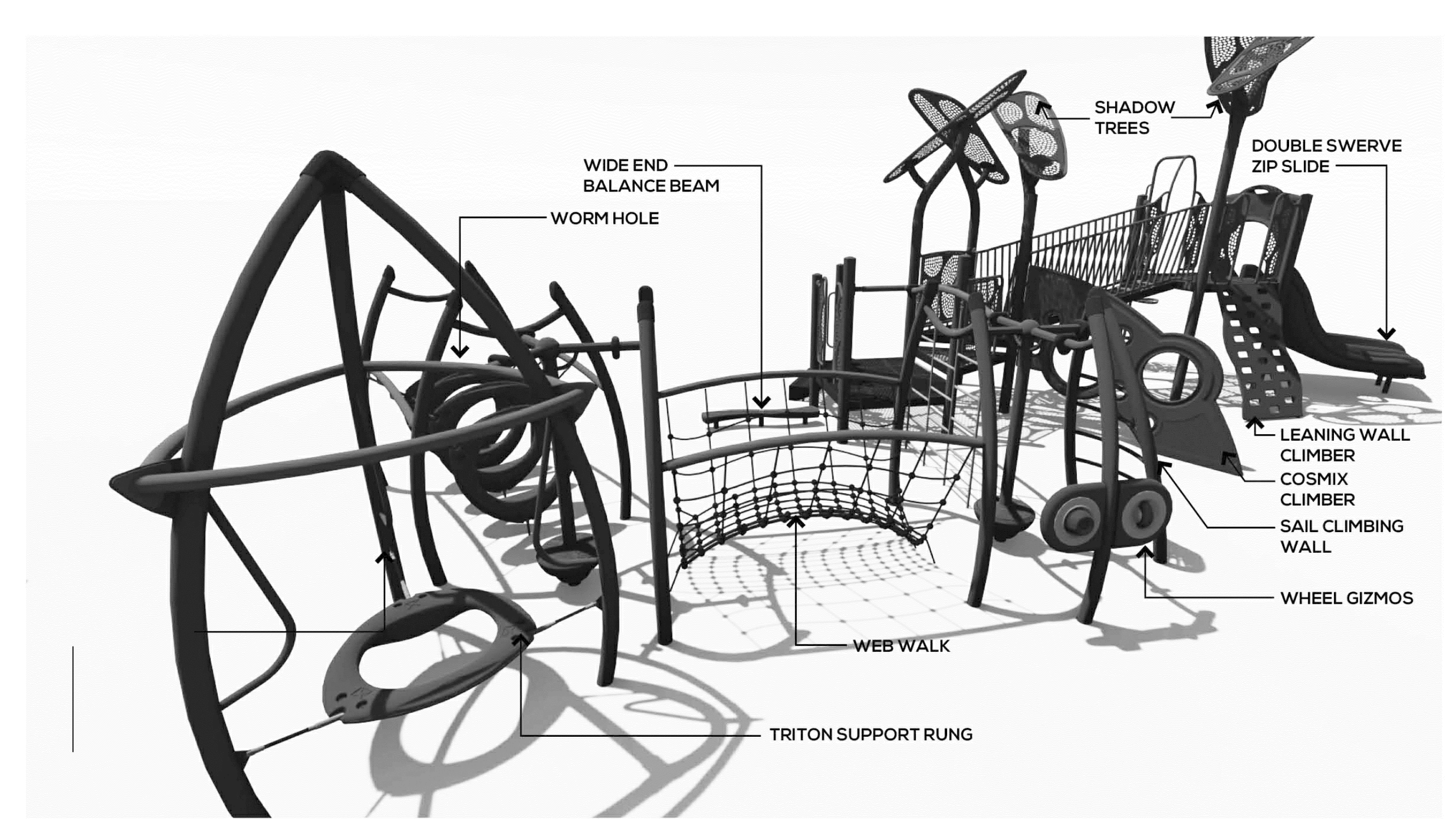
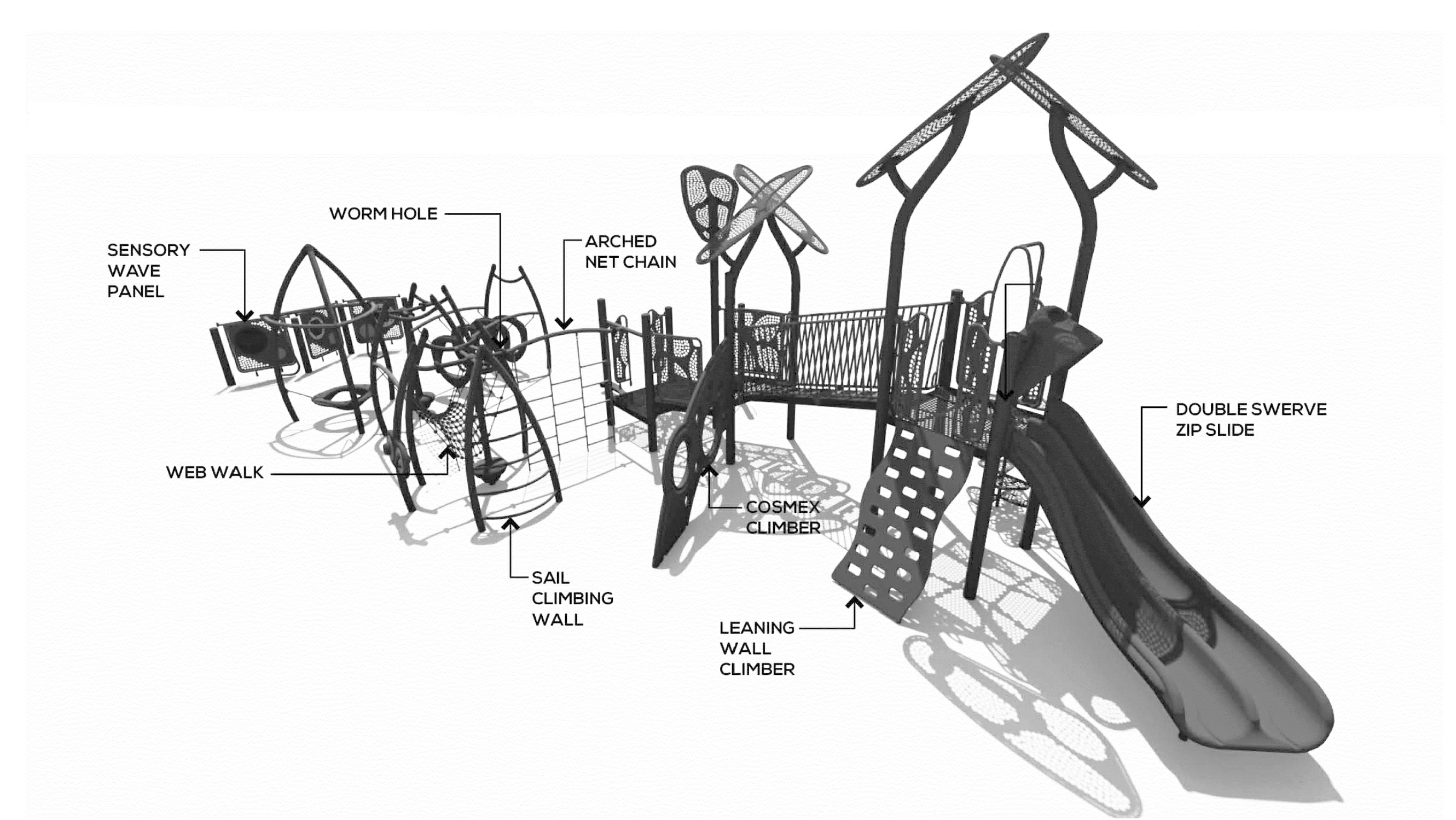
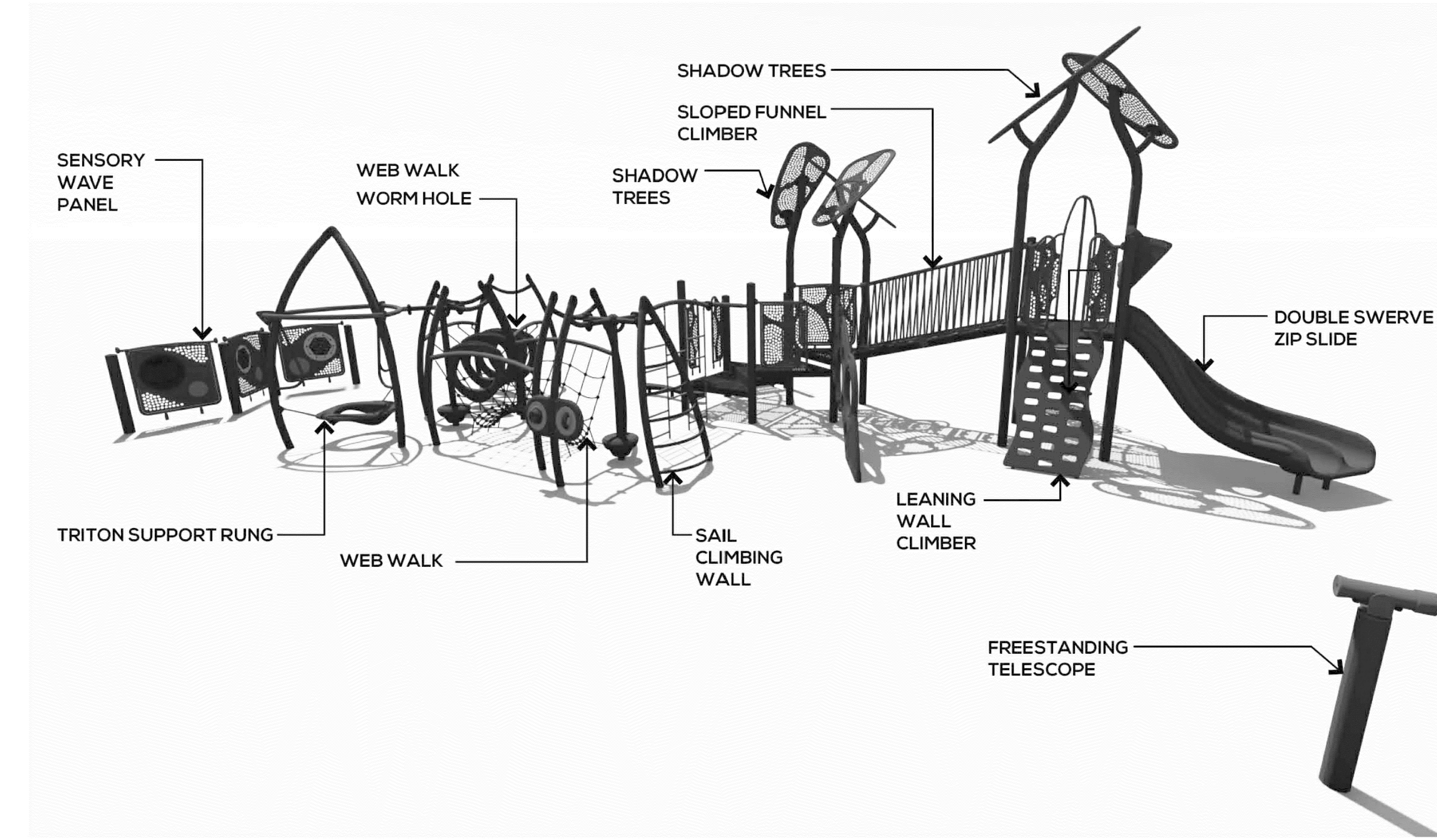
DRAWING NO.
L-304

NOTE:
PLAY EQUIPMENT PIECES SHOWN ARE FOR BID PURPOSES ONLY. FINAL
EQUIPMENT SELECTION TO BE MADE BY OWNERSHIP DIRECTION.



1 ENLARGEMENT: 2-12 YEAR PLAY AREA
L-305

SCALE: 1/4" = 1'-0"



3 PERSPECTIVES: 2-12 YEAR PLAY AREA
L-305

SCALE: NTS

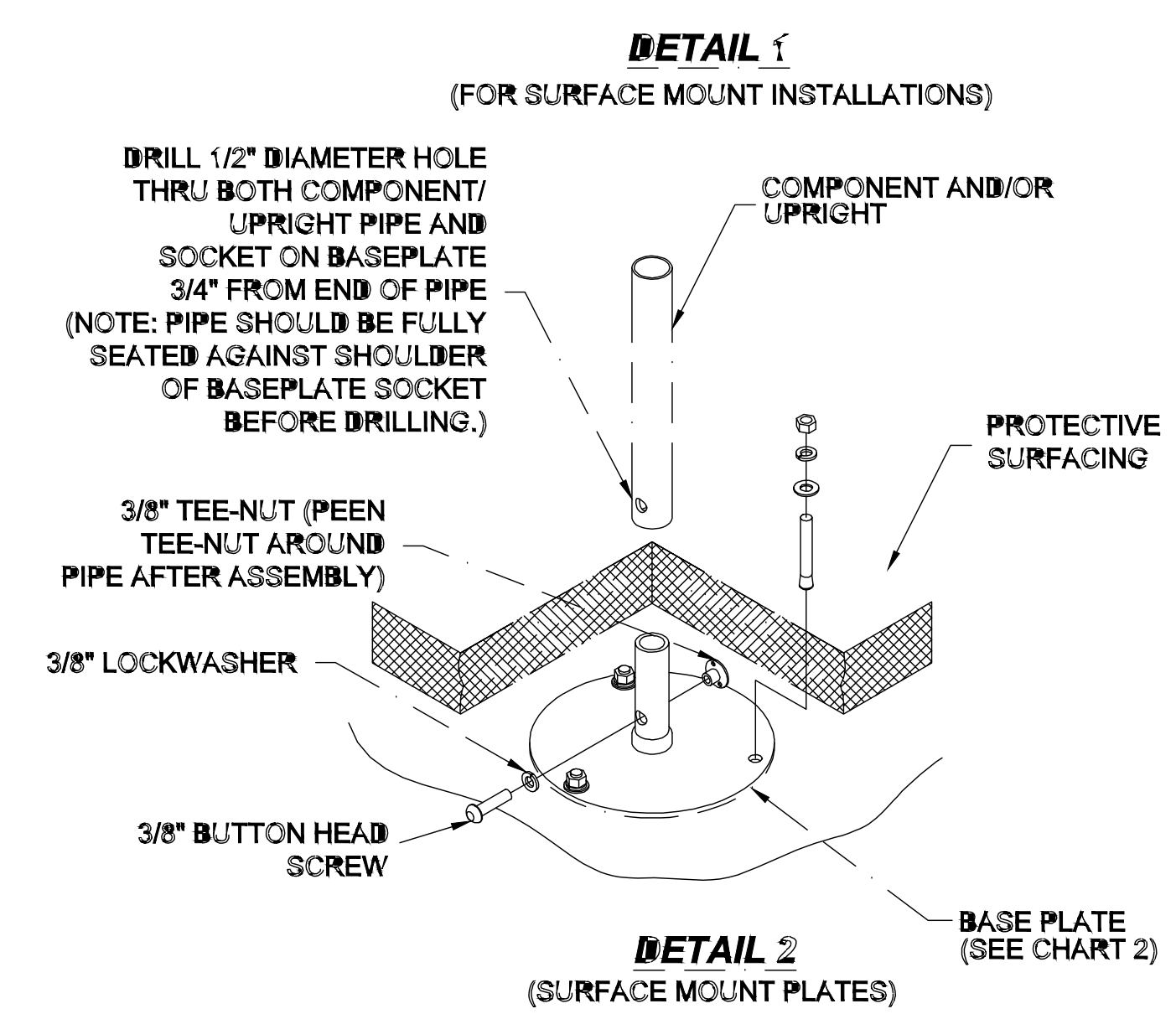


CHART 2

Ø, D.	BASE PLATE
1 5/16"	152850
1 5/8"	152851
1 7/8"	152852
2 3/8"	152853
2 7/8"	152854
3 1/2"	152856
5"	152855

NOTES:
1. DIM "A" = MATERIAL TO BE REMOVED.
2. SOME INGROUND COMPONENTS REQUIRE EXTENSIONS. REVIEW YOUR STANDARD INSTALLATION SHEET IF EXTENSIONS ARE REQUIRED. ADJUST MATERIAL TO BE REMOVED ACCORDINGLY.
I.e. A COMPONENT REQUIRING 6" EXTENSIONS, AND IF SURFACING DEPTH IS TO BE 2", MATERIAL TO BE REMOVED WILL BE 22 1/16"

PLAY EQUIPMENT
AS MFG BY: GAMETIME
DIST. BY: MRC REC
REP: DONALD COOPER
PHONE: 732.781.9034
WEBSITE: www.mrcrec.com

- PLAY EQUIPMENT NOTE:**
- FOUNDATIONS & FOOTINGS TO BE COORDINATED WITH PLAY EQUIPMENT MANUFACTURER'S COMPLETE SHOP DRAWINGS.
 - PLAY STRUCTURE TO BE INSTALLED PER MFG RECOMMENDATIONS.
 - CONTRACTOR SHALL SUBMIT SHOP DRAWINGS FOR REVIEW AND APPROVAL PRIOR TO CONSTRUCTION.
 - CONTRACTOR SHALL VERIFY ALL SAFETY ZONES PRIOR TO INSTALLATION.
 - COLORS TO BE SELECTED BY L.A.
 - CONTRACTOR SHALL SUBMIT SAMPLES TO LANDSCAPE ARCHITECT AND OWNER'S REP FOR APPROVAL PRIOR TO ORDERING.

2 GAMETIME: SURFACE MOUNTING INSTRUCTIONS
L-305

SCALE: NTS

Site Details

Exchange Place
Jersey City, NJ

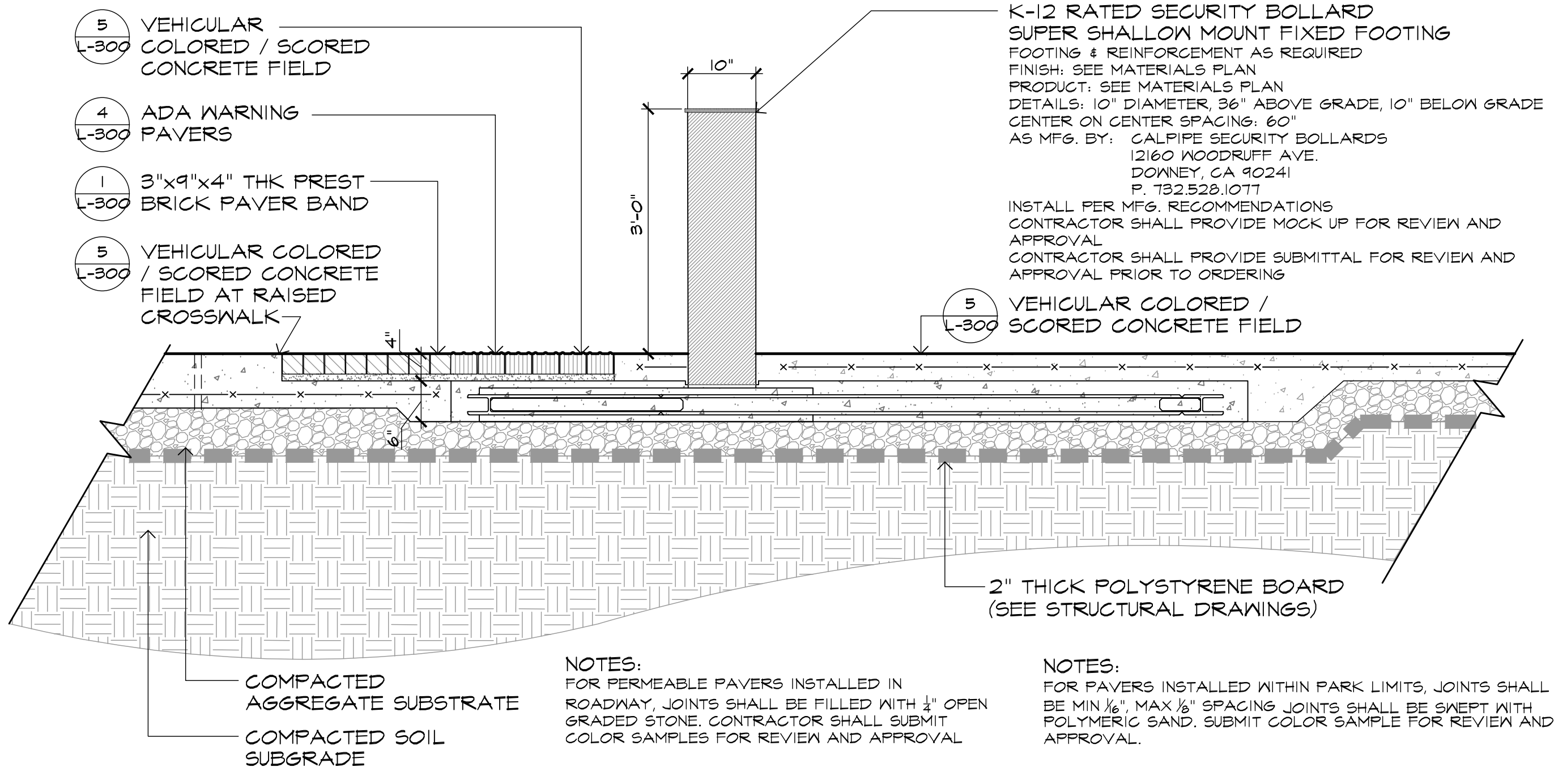
MELILLO+BAUER
ASSOCIATES
Landscape Architecture
200 Union Avenue
Bridle, New Jersey 08730
T 732.528.0644
F 732.528.1077
www.melilloandbauer.com

THOMAS S. CARMAN
NJ LICENSED
LANDSCAPE ARCHITECT
#AS0774

NO.	DATE	REVISION
3	6/10/2022	ISSUED FOR PERMIT
2	7/9/2021	ISSUED FOR BID
1	9/3/2019	REV. PER CLIENT COMMENTS

SCALE: As Noted
DATE: 07-03-2019 JOB NO: 16-149

DRAWING NO.
L-305



- SECURITY BOLLARD BID NOTES:**
- CONTRACTOR TO PROVIDE DETAILED SHOP DRAWINGS INCLUDING BUT NOT LIMITED TO: ALL BOLLARD; MOUNTING STRUCTURAL STEEL; REINFORCING; CONCRETE FOOTING AND CONTROLS; CONTROL SYSTEMS INFORMATION; DETAILS AND CALCULATIONS.
 - CONTRACTOR'S / MANUFACTURER'S BID PRICING TO INCLUDE ALL THIRD ENGINEERING SERVICES; CALCULATIONS, REPORTS AND CERTIFICATIONS REQUIRED TO SHOW BOLLARDS MEET K-12 RATINGS FOR REVIEW BY OWNERSHIP DESIGN TEAM; PORT AUTHORITY OF NY/NJ AND HOMELAND SECURITY.
 - AT ANY LOCATION WHERE FOUNDATION CONFLICT WITH BURIED UTILITY CANNOT BE AVOIDED, THE FOUNDATIONS WILL REQUIRE SUITABLE NOTCHING AND/OR SLEEVING AROUND THE UTILITY INCLUDING SUITABLE ISOLATION TO AVOID INTERRUPTING THEM. SUBJECT TO REVIEW AND APPROVAL BY THE FOUNDATION DESIGNER AND UTILITY OWNER.
- SECURITY BOLLARD NOTES:**
- THIS PRODUCT COMPLIES WITH MSO/K12 CERTIFICATION.
 - THIS BOLLARD SHALL BE REVIEWED BY PORT AUTHORITY PRIOR TO ORDERING AND CONSTRUCTION.
- GENERAL NOTES:**
- IF COMPACTED AGGREGATE SUBSTRATE IS AN OPEN CRUSHED STONE, OPEN GRAVEL, OR OTHER POORLY GRADED FILL WILL BE PLACED OVER OR AGAINST THE SUBGRADE. A SUITABLE SEPARATION GEOTEXTILE (5 OZ./SQ. MINIMUM WEIGHT) SHOULD BE PLACED BELOW AND WRAPPED AROUND THE SIDES OF THE NEW FILL TO PREVENT MIGRATION OF FINES MATERIAL INTO THE FILL.
 - SHALLOW BOLLARD FOUNDATIONS SHALL HAVE 2\"/>

1 K-12 RATED SECURITY BOLLARD - SUPER SHALLOW FIXED



RECTANGULAR PRECAST PLANTER:
 MODEL: DELTA RECTANGLE 60
 COLOR: SEE MATERIALS SCHEDULE
 SIZE: 55" L x 22" W x 24" H
 AS MFG. BY:
 GREENFORM, LLC
 P: 714.633.3132
 WWW.GREEN-FORM.COM
 INSTALL PER MANUFACTURER RECOMMENDATIONS. CONTRACTOR SHALL SUBMIT DETAILED SHOP DRAWING FOR REVIEW AND APPROVAL PRIOR TO FABRICATION / PURCHASE.



ROUND PRECAST PLANTER:
 MODEL: DELTA ROUND 60
 COLOR: SEE MATERIALS SCHEDULE
 SIZE: "A" 50" DIA. x 18" H
 SIZE "B" 39" DIA. x 18" H
 AS MFG. BY:
 GREENFORM, LLC
 P: 714.633.3132
 WWW.GREEN-FORM.COM
 INSTALL PER MANUFACTURER RECOMMENDATIONS. CONTRACTOR SHALL SUBMIT DETAILED SHOP DRAWING FOR REVIEW AND APPROVAL PRIOR TO FABRICATION / PURCHASE.

2 RECTANGULAR PRECAST PLANTER

NOT TO SCALE

3 ROUND PRECAST PLANTER

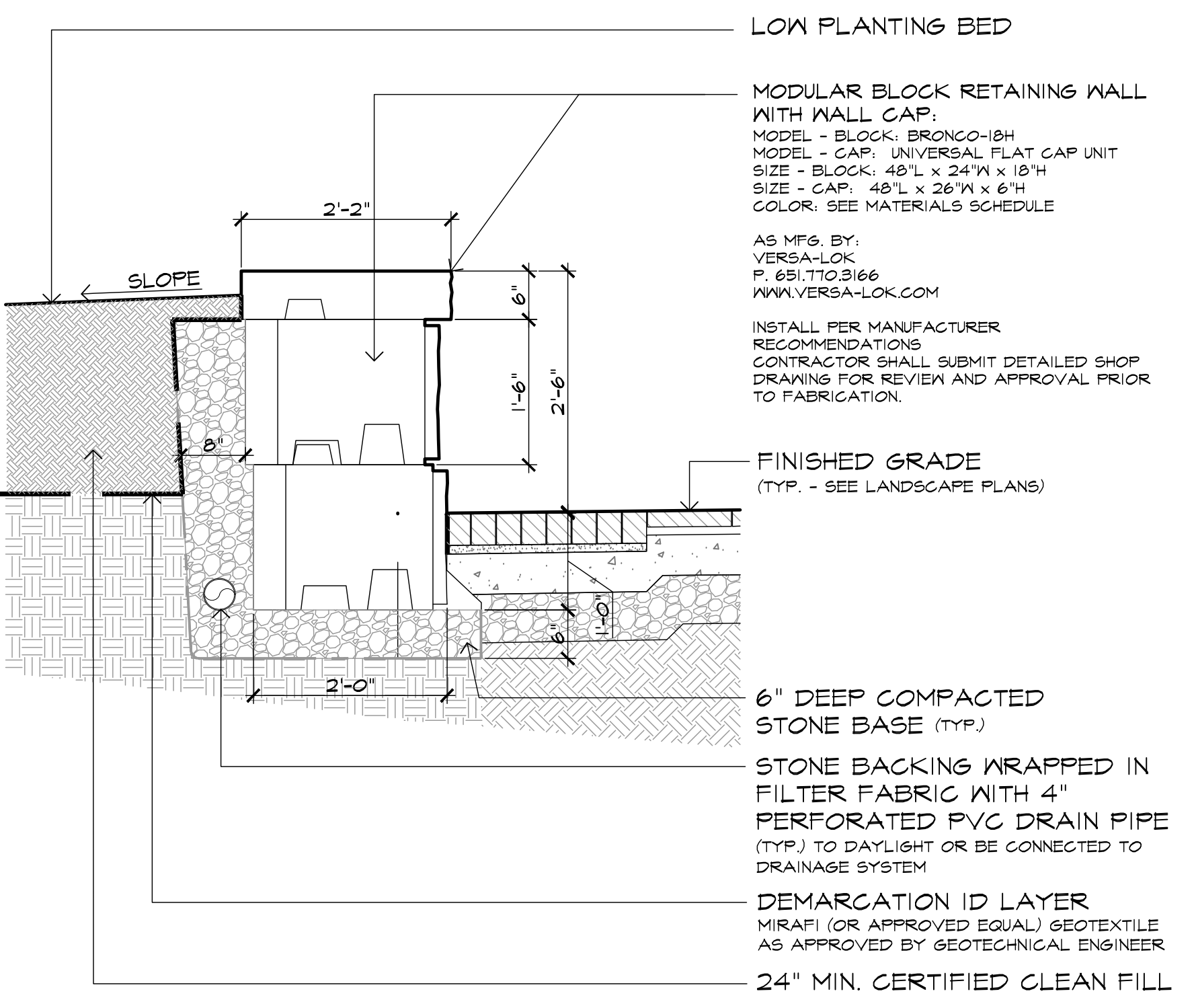
NOT TO SCALE



SCULPTURAL PRECAST PLANTER:
 MODEL: DUNE
 COLOR: SEE MATERIALS SCHEDULE
 SIZE "A": 36" DIA. x 23" H
 SIZE "B": 60" DIA. x 40" H
 SIZE "C": 72" DIA. x 29" H
 AS MFG. BY:
 KORNEGAY DESIGN
 P: 811.252.6823
 WWW.KORNEGAYDESIGN.COM
 INSTALL PER MANUFACTURER RECOMMENDATIONS. CONTRACTOR SHALL SUBMIT DETAILED SHOP DRAWING FOR REVIEW AND APPROVAL PRIOR TO FABRICATION / PURCHASE.

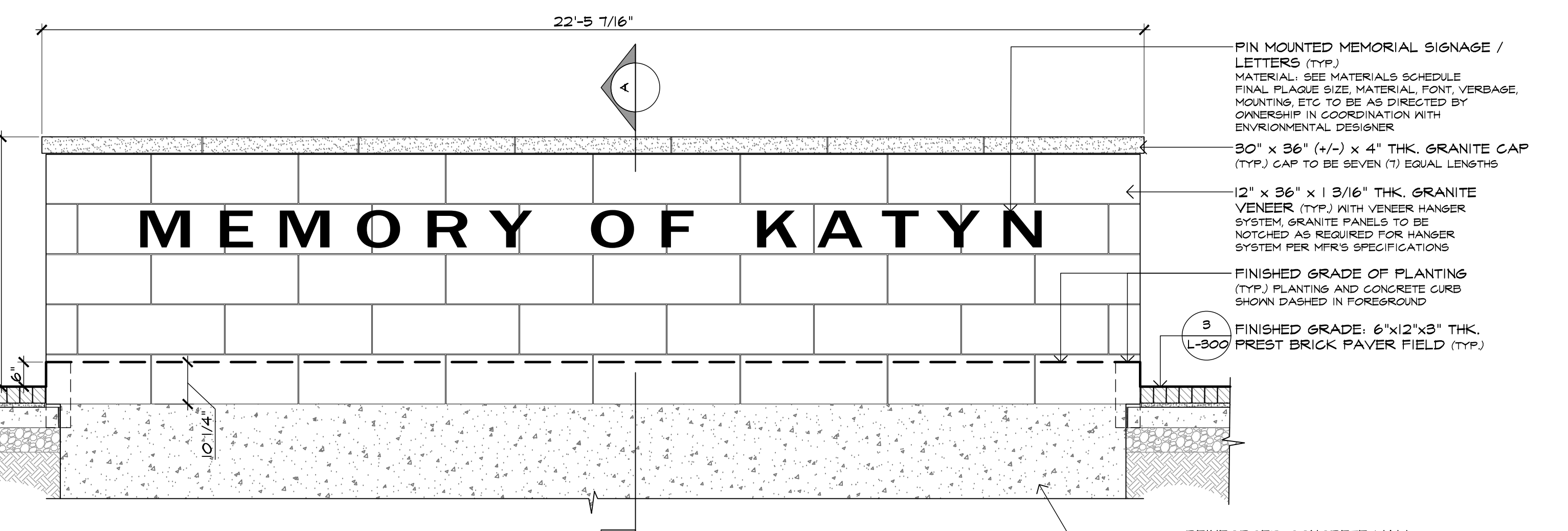
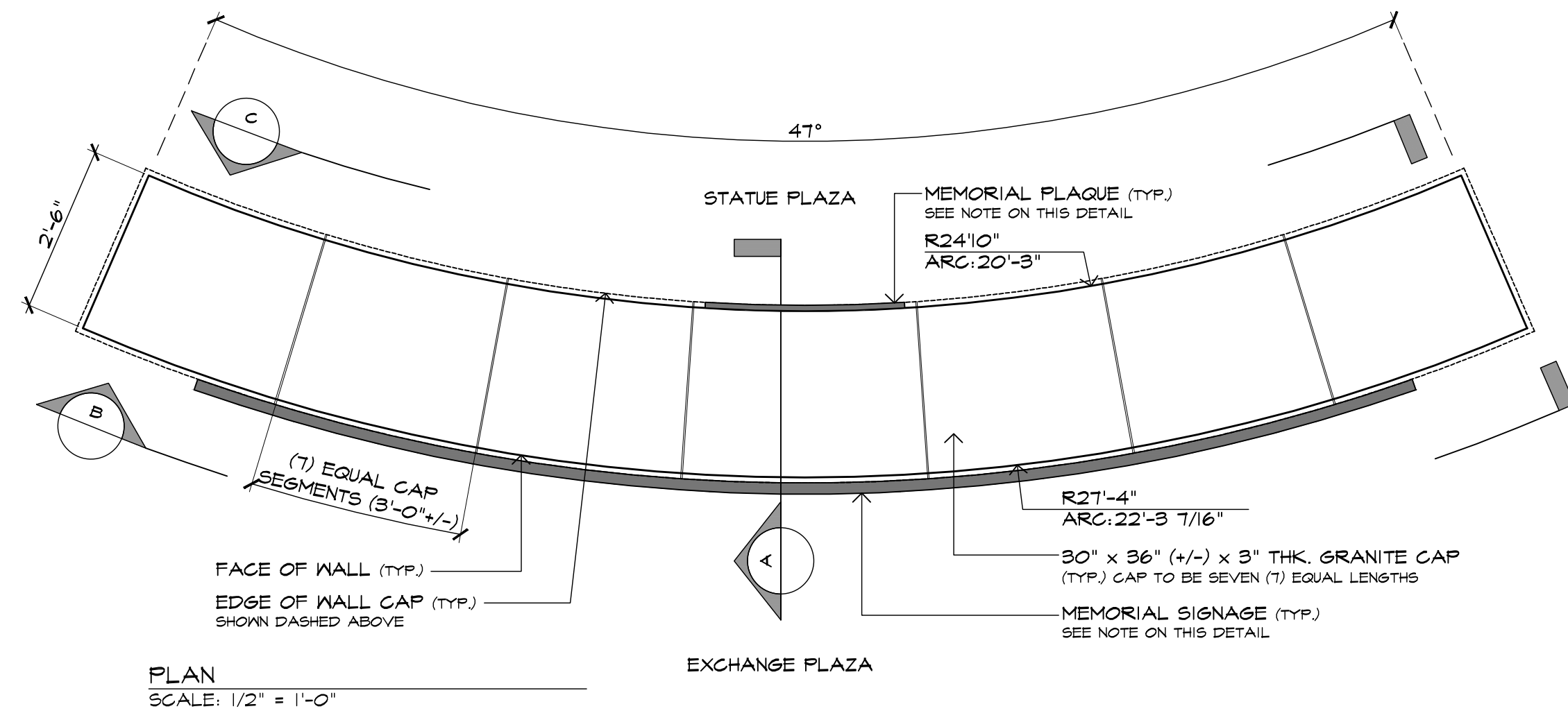
4 SCULPTURAL PLANTERS

NOT TO SCALE

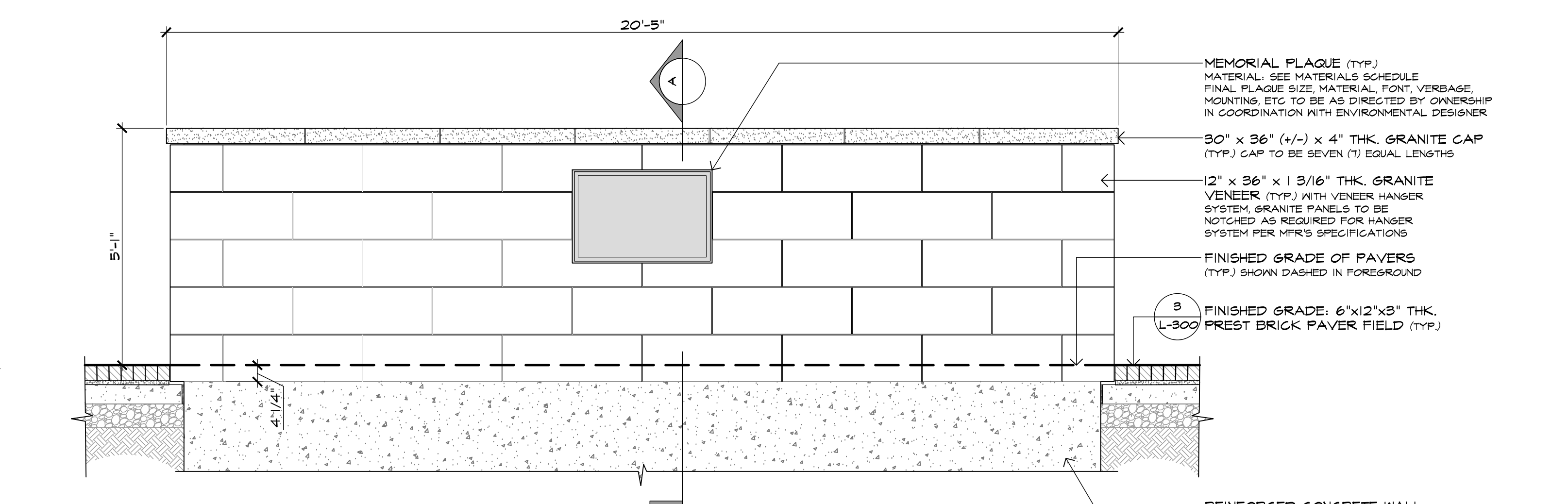


5 MODULAR PRECAST BLOCK RETAINING SEATWALL AT MONUMENT

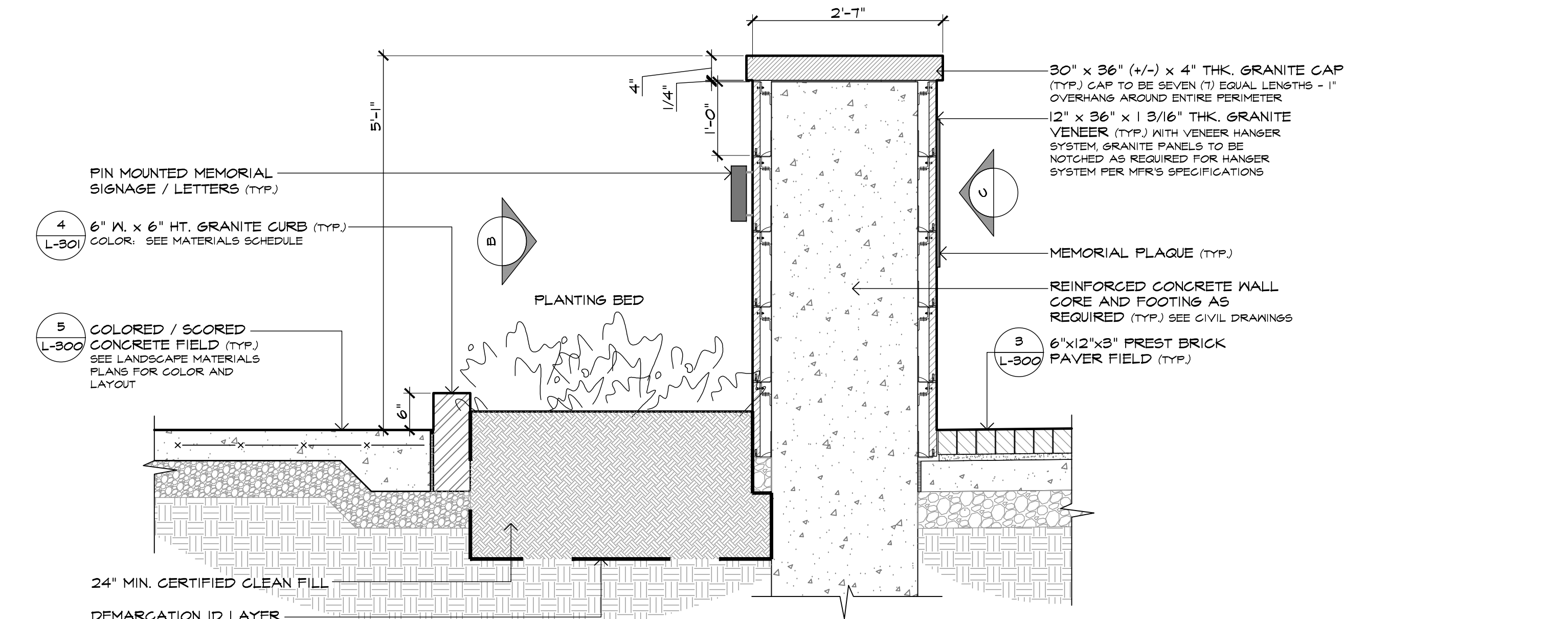
3/4" = 1'-0"



ELEVATION SECTION "B"



ELEVATION SECTION "C"



SECTION "A"

6 MEMORIAL ENTRY WALL

SCALE AS NOTED

Site Details

Exchange Place
 Jersey City, NJ



THOMAS S. CARMAN
 NJ LICENSED LANDSCAPE ARCHITECT #AS00774

3	6/10/2022	ISSUED FOR PERMIT
2	7/9/2021	ISSUED FOR BID
1	9/3/2019	REV. PER CLIENT COMMENTS
NO.	DATE	REVISION
SCALE: As Noted		
DATE: 07-03-2019 JOB NO.: 16149		

L-306

